

# MIDLAKE



## Our values/

### **Made in Italy**

Selezioniamo le migliori materie prime e, secondo canoni estetici e funzionali, le trasformiamo in prodotti che interpretano con creatività il gusto italiano. Utilizziamo in uguale misura passione e tecnologia, cura del dettaglio e precisione, chimica e cultura, estetica e attenzione all'ambiente. Per noi Made in Italy è racchiudere tutto questo in ogni singolo prodotto.

### ***Made in Italy***

*We pick the very best raw materials and we follow aesthetics and functional criteria to turn them into products embodying Italian taste and excellence. We sharply combine passion and technology, creativity and accuracy, science and culture, and environmental friendliness. To all of us, Made in Italy means gathering these features into every single product.*

### **Greenthinking**

Recuperiamo il 100% dell'acqua, autoproduciamo il 65% dell'energia, differenziamo il 98% dei rifiuti. Siamo stati i primi del settore ceramico a ottenere la certificazione PEF e tra i primi a guadagnarci l'EPD, la FDES e la HPDC. La maggior parte dei nostri prodotti è compatibile con lo standard LEED - Leadership in Energy and Environmental Design. Questo per noi è Greenthinking: un promessa molto seria, un impegno quotidiano.

### ***Greenthinking***

*We recycle 100% of our water, produce 65% of our energy, separate 98% of our waste. We were the first company in the ceramic industry to obtain PEF certification and were among the first to earn the EPD, the FDES, and the HPDC certifications. The majority of our products comply with the LEED - Leadership in Energy and Environmental Design - standard. Greenthinking implies a solemn promise, an everyday commitment.*

GRES PORCELLANATO  
PORCELAIN STONEWARE

---

**Effetto pietra**  
*Stone effect*

# MIDLAKE





## ISPIRAZIONE/ INSPIRATION

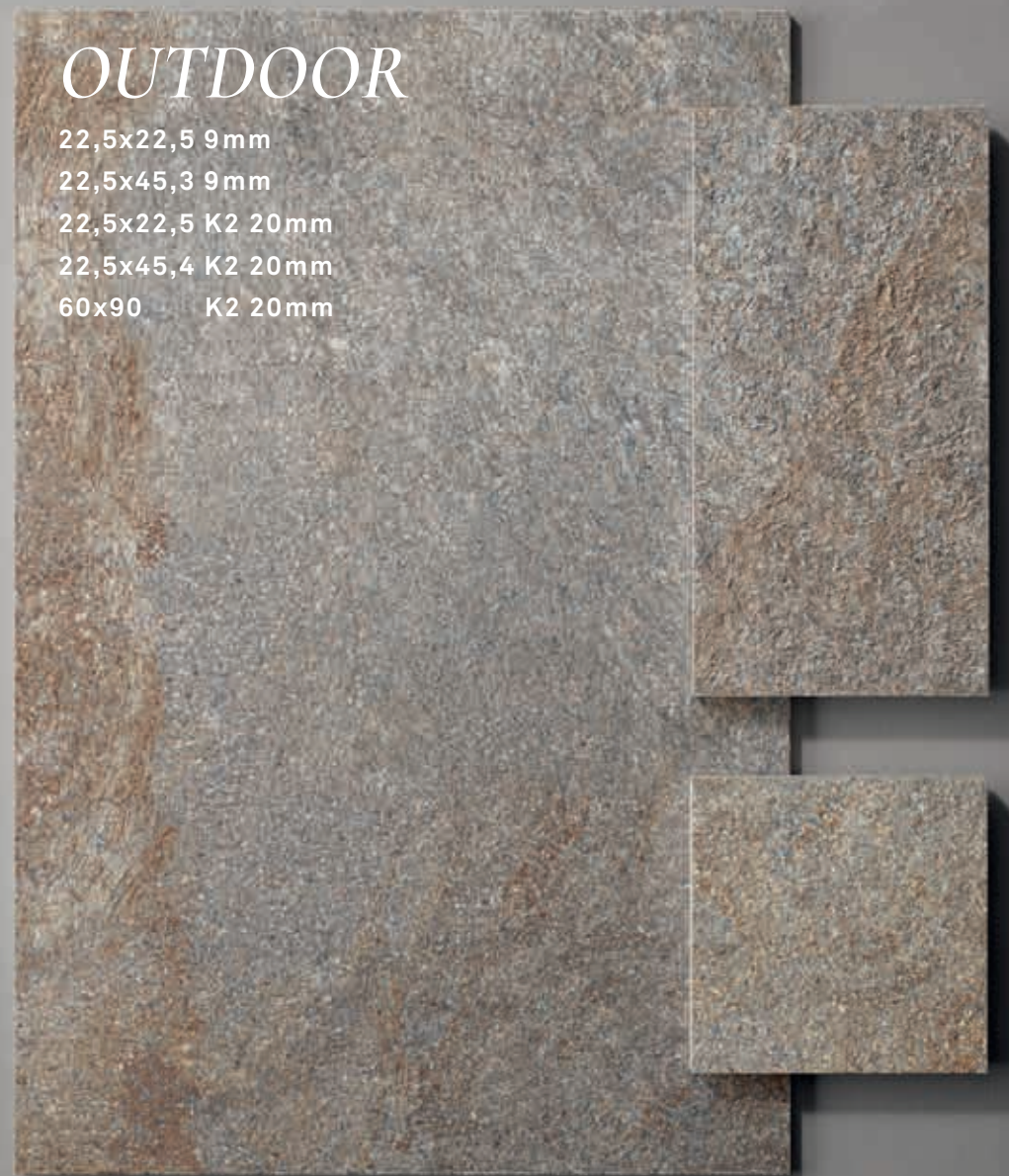
### **Alchimia geologica**

Midlake ha tre anime minerali, quella della quarzite, quella del porfido e dell'ardesia. A seconda della pietra riprodotta, le trame cambiano espressione e direzione. La traccia spontanea della natura riempie di energia creativa l'ambiente, genera movimenti che marcano gli spazi con audacia e grazia allo stesso tempo.

### **Geological alchemy**

*Quartzite, porphyry, and slate those are Midlake's mineral souls. The textures of each stone vary depending on the natural look from which they're derived. The designs harness nature's creative energy and flow, marking out graceful and elegant spaces with a look that can be both audacious and graceful at the same time.*





## OUTDOOR

22,5x22,5 9mm

22,5x45,3 9mm

22,5x22,5 K2 20mm

22,5x45,4 K2 20mm

60x90 K2 20mm

### **Formati e spessori**

La collezione Midlake regala la praticità dei formati quadrati o rettangolari, con il lato di 22,5 cm non rettificato, e la modernità del 60x90 cm rettificato in 20mm. Con tre formati in versione K2 20 mm, è perfetta per gli esterni. Le possibilità progettuali si aprono ad ambienti che richiedono resistenza massima, soggetti a calpestio e a variazioni climatiche.

## **5** FORMATI/ SIZES

## **2** SPESSORI/ THICKNESSES

### **Sizes and thicknesses**

*Midlake offers a range of sizes. It comes in square or rectangular shapes, with the non-rectified side of 22.5cm, and the rectified 60x90cm, in 20mm thickness. Midlake is ideal for the outdoors with three formats produced in the K2 version. The tiles are hard wearing and durable, suitable for areas of high foot traffic and resistant to sudden climatic changes.*





## 4 COLORI/ COLORS

## 1 SUPERFICIE/ SURFACE

### Colori e superfici

I colori di Midlake sono intensi e i pigmenti si dispongono con variazioni eleganti, secondo la composizione delle rocce. Le variazioni Quartzbeige, Quartzgrey, Porfido e Ardesia estendono le possibilità di giocare con superfici diverse e complementari. Tutte finite in R11 strutturato, acquisiscono proprietà antiscivolo: al valore estetico della pietra ceramica si abbinano prestazioni eccellenti.

### Colors and surfaces

Midlake's colors are intense: Quartzbeige, Quartzgrey, Porfido and Ardesia. Providing ample opportunities to play with different and complementary design effects. All pigments are blended into refined variations, according to the composition of the rocks. The R11 structured finish also has anti-slip properties. Midlake is a collection whose performance is combined with the aesthetic power and quality of ceramic stoneware.



Quartzgrey



Porfido



Quartzbeige



Ardesia



# quartzgrey







22,5x45,3 (8<sup>7/8</sup>"x17<sup>13/16</sup>"

midlake quartzgrey



**porfido**



midlake porfido




60x90 (24"x36") K2 20mm  
ELEMENTO L 45x90x15 (36"x18"x6") K2 20mm  
BORDO CON TORO 45x90 (36"x18") K2 20mm  
GRIGLIA 15x60 (6"x24") K2 20mm  
ANGOLARE GRIGLIA 15x60 (6"x24") K2 20mm





# quartzbeige



midlake quartzbeige





22,5x22,5 (8<sup>7/8</sup>"x8<sup>7/8</sup>")



22,5x22,5 (8<sup>7/8</sup>"x8<sup>7/8</sup>")



# ardesia







60x90 (24"x36") K2 20mm

midlake ardesia



# MIDLAKE

## SPECIFICHE TECNICHE/ TECHNICAL FEATURES

---


**GRES PORCELLANATO TUTTA MASSA UGL**  
*FULL-BODY PORCELAIN UGL*

---

**SPESSORI**  
*THICKNESSES*  
**9 mm** (22,5x45,3 - 22,5x22,5)  
**20 mm** (60x90 - 22,5x45,4 - 22,5x22,5)

---

**STONALIZZAZIONE**  
*SHADING*



---

**CLASSIFICAZIONE ANTISDRUCCIOLO**  
*ASSESSMENT OF SLIP RESISTANCE*

**DIN 51130 R11**  
**DIN 51097 A+B+C**  
**COF** Conforme/ *Compliant*  
**DCOF** Conforme/ *Compliant*

---



GRES PORCELLANATO/  
PORCELAIN STONEWARE



INATTACCABILE DA ACIDI /  
NOT ATTACKED BY ACIDS



RESISTENTE A GELO E SHOCK TERMICI /  
RESISTANT TO FROST AND SUDDEN THERMAL CHANGES



100% ACQUE REFLUE RECUPERATE /  
100% RECOVERED WASTE WATER



ENERGIA AUTO PRODOTTA DA  
FOTOVOLTAICO/  
ENERGY SELF-PRODUCED BY PV PLANT



FACILMENTE PULIBILE /  
EASY TO CLEAN




RESISTENTE A SFORZI ED ABRASIONI /  
RESISTANT TO STRESSES AND ABRASION

500 Kg/cm<sup>2</sup> di pressatura meccanica e cottura a 1.250°C /  
500 kg/cm<sup>2</sup> of mechanical pressing and firing at 1250°C



98% RIFIUTI INVIATI A  
RACCOLTA DIFFERENZIATA /  
98% WASTE SENT TO SEPARATE COLLECTION



+ 5.000.000 L = 3.000.000   
ACQUE DI PROCESSO DA ALTRI  
STABILIMENTI /  
PROCESS WATER FROM OTHER FACTORIES



ANTISDRUCCIOLO /  
ANTI-SLIP

per ambienti bagnati e outdoor /  
for outdoor and wet environments




STABILE CROMATICAMENTE /  
CHROMATICALLY FAST

inalterabile da agenti atmosferici e smog /  
unchanged by weather agents and smog



100% PALLET FAO /  
100% FAO PALLETS



18.408 t = 570   
MATERIE PRIME NON ESTRATTE  
GRAZIE AL RECUPERO DI SCARTI /  
NON-EXTRACTED RAW MATERIALS THANKS TO THE  
RECOVERY OF SCRAPS



NON REAGISCE AL FUOCO /  
DOES NOT REACT TO FIRE

non emette fumi in caso di incendio /  
does not release fumes in case of fire




ASSORBIMENTO H<sub>2</sub>O NULLO /  
NULL H<sub>2</sub>O ABSORPTION



100% SCARTI CRUDI RECUPERATI /  
100% RECOVERED RAW SCRAPS



+ 24.000 MWh/year = 185.000   
84% ENERGIA AUTO PRODOTTA DA  
IMPIANTI DI COGENERAZIONE/  
84% ENERGY SELF-PRODUCED BY COGENERATION PLANTS



QUARTZGREY




PORFIDO



QUARTZBEIGE



ARDESIA





# V3 V4

STONALIZZAZIONE/  
SHADING

QUARTZGREY V4




PORFIDO V4



QUARTZBEIGE V3



ARDESIA V4




specs & tech



# 5

FORMATI/  
SIZES



▲ 60x90 (24"x36") N.RT ➔ **K2** 20 mm



▲ 22,5x45,3 (8<sup>7/8</sup>"x17<sup>13/16</sup>") N.RT 9 mm

▲ 22,5x45,4 (8<sup>7/8</sup>"x17<sup>7/8</sup>") N.RT ➔ **K2** 20 mm

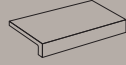


▲ 22,5x22,5 (8<sup>7/8</sup>"x8<sup>7/8</sup>") N.RT 9 mm

▲ 22,5x22,5 (8<sup>7/8</sup>"x8<sup>7/8</sup>") N.RT ➔ **K2** 20 mm

# 1

PEZZI SPECIALI/  
TRIMS



TERMINALE "L"

▲ 30x15x4 (12"x6"x1<sup>9/16</sup>") N.RT 9 mm

# 14

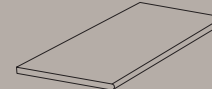
PEZZI SPECIALI **K2**/  
TRIMS K2 / PIECES SPECIALES K2 / FORMTEILE K2 /  
PIEZAS ESPECIALES K2



ANGOLARE BORDO CON TORO

CORNER STEP TREAD / NEZ DE MARCHE ANGULAIRE /  
STUFENPLATTE ECKSTÜCK / ANGULAR CANTO ROMO

▲ 30x30 (12"x12") RT 20 mm

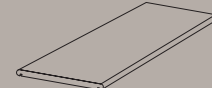


GRADINO BORDO CON TORO

ROUNDED STEP TREAD / NEZ DE MARCHE ARRONDI /  
GERUNDET STUFENPLATTE / PELDAÑO CANTO ROMO

▲ 45x90 (18"x36") RT 20 mm

▲ 30x60 (12"x24") RT 20 mm



TOP

TOP STEP TREAD / NEZ DE MARCHE HAUT /  
STUFENPLATTE TOP / TOP CANTO ROMO

▲ 30x60 (12"x24") RT 20 mm

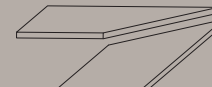


GRADINO ANGOLO INTERNO BORDO CON TORO

INT. CORNER STEP TREAD / ANGLE INT. NEZ DE MARCHE /  
INNENECKTRITTSTUFE / ANG. INT. CANTO ROMO

▲ 45x90 (18"x36") RT 20 mm

▲ 30x60 (12"x24") RT 20 mm

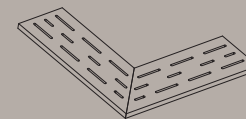


GRADINO ANGOLO ESTERNO BORDO CON TORO

EXT. CORNER STEP TREAD / ANGLE EXT. NEZ DE MARCHE /  
AUSSENECKTRITTSTUFE / ANG. EXT. CANTO ROMO

▲ 45x90 (18"x36") RT 20 mm

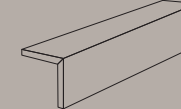
▲ 30x60 (12"x24") RT 20 mm



ANGOLARE GRIGLIA

GRID / GRIL / GRILL / ANGULAR REJILLA

15x60 (6"x24") RT 20 mm



CORDOLO L

GLUED "L" TERMINAL / TERMINAL "L" COLLÉ /  
"L" STÜCK FLIESE GEKLEBT / TERMINAL "L" (PEGADO)

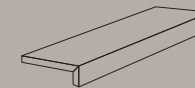
▲ 60x20x15 (24"x8"x6") RT 20 mm



SCALINO INCOLLATO

STEP TREAD / NEZ DE MARCHE / STUFENPLATTE /  
PELDAÑO (PEGADO)

▲ 33x60x5 (13"x24"x2") RT 20 mm

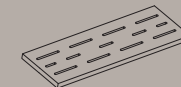


TERMINALE L

GLUED "L" TERMINAL / TERMINAL "L" COLLÉ /  
"L" STÜCK FLIESE GEKLEBT / TERMINAL "L" (PEGADO)

▲ 90x45x15 (36"x18"x6") RT 20 mm

▲ 60x20x5 (24"x8"x2") RT 20 mm



GRIGLIA


GRID / GRIL / GRILL / REJILLA

▲ 15x60 (6"x24") RT 20 mm


▲ Structured R11




SCHEMI DI POSA/  
LAYING SYSTEM




22,5x45,3 (8<sup>7/8</sup>"x17<sup>13/16</sup>") N.RT - 66,66%  
22,5x22,5 (8<sup>7/8</sup>"x8<sup>7/8</sup>") N.RT - 33,33%



22,5x45,3 (8<sup>7/8</sup>"x17<sup>13/16</sup>") N.RT - 57,1%  
22,5x22,5 (8<sup>7/8</sup>"x8<sup>7/8</sup>") N.RT - 42,9%




22,5x45,3 (8<sup>7/8</sup>"x17<sup>13/16</sup>") N.RT - 66,66%  
22,5x22,5 (8<sup>7/8</sup>"x8<sup>7/8</sup>") N.RT - 33,33%




22,5x45,3 (8<sup>7/8</sup>"x17<sup>13/16</sup>") N.RT - 66,66%  
22,5x22,5 (8<sup>7/8</sup>"x8<sup>7/8</sup>") N.RT - 33,33%


SCHEMI DI POSA/  
LAYING SYSTEM




22,5x45,3 (8<sup>7/8</sup>"x17<sup>13/16</sup>") N.RT - 100%



22,5x45,3 (8<sup>7/8</sup>"x17<sup>13/16</sup>") N.RT - 44,44%  
22,5x22,5 (8"x48") N.RT - 55,55%



22,5x45,3 (8<sup>7/8</sup>"x17<sup>13/16</sup>") N.RT - 83,33%  
22,5x22,5 (8<sup>7/8</sup>"x8<sup>7/8</sup>") N.RT - 16,66%



22,5x45,3 (8<sup>7/8</sup>"x17<sup>13/16</sup>") N.RT - 66,66%  
22,5x22,5 (8"x48") N.RT - 33,33%

Qualora si vogliono realizzare gli schemi di posa modulari, prevedere una fuga di 3 mm per lo spessore 9 mm e fuga di 4 mm per lo spessore 20 mm.  
For modular laying, you have to consider a 3 mm joint for the 9 mm thickness and 4 mm joint for the 20 mm thickness.

Consigli di posa, pulizia e manutenzione al link [keope.com](http://keope.com)

Advice on laying, cleaning and maintenance at the link [keope.com](http://keope.com)



**1**  
FINITURA/  
FINISHING





FORMATI / SIZES

|                            | 22,5x45,3<br>8 <sup>7/8</sup> "x17 <sup>13/16</sup> " | 22,5x22,5<br>8 <sup>7/8</sup> "x8 <sup>7/8</sup> " | 60x90<br>24"x36" | 22,5x45,4<br>8 <sup>7/8</sup> "x17 <sup>7/8</sup> " | 22,5x22,5<br>8 <sup>7/8</sup> "x8 <sup>7/8</sup> " |
|----------------------------|---|--|------------------|---|--|
| working size               |   |  | 596x897          |   |  |
|                            | N.RT  | N.RT   | RT               | N.RT  | N.RT   |
|                            | 9 mm  | 9 mm   | K2 20 mm         | K2 20 mm  | K2 20 mm   |
| <b>MIDLAKE QUARTZGREY</b>  | ▲   | ▲  | ▲                | ▲   | ▲  |
| <b>MIDLAKE PORFIDO</b>     | ▲   | ▲  | ▲                | ▲   | ▲  |
| <b>MIDLAKE QUARTZBEIGE</b> | ▲   | ▲  | ▲                | ▲   | ▲  |
| <b>MIDLAKE ARDESIA</b>     | ▲   | ▲  | ▲                | ▲   | ▲  |

▲ Structured R11

MISURE, PESI ED IMBALLI / SIZE, WEIGHT AND PACKAGING

| FORMATO<br>SIZE          | SPESSORE<br>THICKNESS | PZ/SCATOLA<br>PIECES/BOX | MQ/SCATOLA<br>SQM/BOX | KG/SCATOLA<br>KG/BOX | MQ/PALLET<br>SQM/PALLET | KG/PALLET<br>KG/PALLET | SCATOLA/PALLET<br>BOX/PALLET |
|--------------------------|-----------------------|--------------------------|-----------------------|----------------------|-------------------------|------------------------|------------------------------|
| <b>22,5x45,3 N.RT</b>    | 9 mm                  | 12                       | 1,22                  | 24,50                | 41,48                   | 846,00                 | 34                           |
| <b>22,5x22,5 N.RT</b>    | 9mm                   | 20                       | 1,01                  | 20,25                | 42,53                   | 863,50                 | 42                           |
| <b>60x90 K2</b>          | 20 mm                 | 2                        | 1,08                  | 48,50                | 19,44                   | 886,56                 | 18                           |
| <b>22,5x45,4 K2 N.RT</b> | 20 mm                 | 6                        | 0,61                  | 26,45                | 25,62                   | 1.123,90               | 42                           |
| <b>22,5x22,5 K2 N.RT</b> | 20 mm                 | 12                       | 0,61                  | 26,45                | 27,45                   | 1.203,25               | 45                           |

INFORMAZIONI TECNICHE / TECHNICAL FEATURES

| INFORMAZIONI TECNICHE<br>TECHNICAL FEATURES  | NORMA<br>NORM<br>EN 14411 - ISO 13006           | REQUISITI PRESCRITTI<br>REQUIRED VALUES                           | VALORI<br>VALUES  |
|--|---|---|---|
|  <b>DIMENSIONI RETTIFICATO</b><br>SIZES RECTIFIED   | UNI EN ISO<br>10545-2                           | lunghezza-larghezza / lenght-width ±0,3% (±1,0 mm max)            | <b>CONFORME</b><br>COMPLIANT  |
|  |   | spessore / thickness ±5,0% (±0,5 mm max)                          |   |
| ortogonalità / rectangularity ±0,3% (±1,5 mm max)  |   |   |   |
| rettilinearità / straightness ±0,3% (±0,8 mm max)  |   |   |   |
| planarità / flatness ±0,4% (±1,8 mm max)   |   |   |   |
| <b>DIMENSIONI NON RETTIFICATO</b><br>SIZES NOT RECTIFIED   | UNI EN ISO<br>10545-2                           | lunghezza-larghezza / lenght-width ±0,6% (±2,0 mm max)            | <b>CONFORME</b><br>COMPLIANT  |
|  |   | spessore / thickness ±5,0% (±0,5 mm max)                          |   |
| ortogonalità / rectangularity ±0,5% (±2,0 mm max)  |   |   |   |
| rettilinearità / straightness ±0,5% (±1,5 mm max)  |   |   |   |
| planarità / flatness ±0,5% (±2,0 mm max)   |   |   |   |
|  <b>ASSORBIMENTO ACQUA</b><br>WATER ABSORPTION  | UNI EN ISO<br>10545-3                           | ≤0,5%   | ≤0,1%   |
|  <b>RESISTENZA A ROTTURA</b><br>BREAKING STRENGTH   | UNI EN ISO<br>10545-4                           | R≥35 N/mm <sup>2</sup><br>S≥700 N (<7,5 mm)<br>S≥1300 N (≥7,5 mm) | <b>9 mm</b> <b>20 mm</b><br><b>CONFORME</b> <b>R≥45 N/mm<sup>2</sup></b><br><b>COMPLIANT</b> <b>S≥10000 N</b> |
|  <b>RESISTENZA ABRASIONE PROFONDA (UGL - Matt)</b><br>DEEP ABRASION RESISTANCE (UGL - Matt) | UNI EN ISO<br>10545-6                           | ≤175 mm <sup>3</sup>  | ≤150 mm <sup>3</sup>  |
|  <b>RESISTENZA SHOCK TERMICI</b><br>THERMAL SHOCK RESISTANCE                                | UNI EN ISO<br>10545-9                           | resistenza / resistant  | <b>CONFORME</b><br>COMPLIANT  |
|  <b>RESISTENZA AL GELO</b><br>FROST RESISTANCE  | UNI EN ISO<br>10545-12                          | resistenza / resistant  | <b>CONFORME</b><br>COMPLIANT  |
|  <b>RESISTENZA CHIMICA</b><br>CHEMICAL RESISTANCE  | UNI EN ISO<br>10545-13                          | resistenza / resistant  | <b>CONFORME</b><br>COMPLIANT  |
|  <b>RESISTENZA ALLE MACCHIE</b><br>RESISTANCE TO STAINS                                   | UNI EN ISO<br>10545-14                          | pulibile / cleanable  | <b>CONFORME</b><br>COMPLIANT  |
|  <b>CLASSIFICAZIONE ALTISDRUCCIOLO</b><br>ASSESSMENT OF SLIP RESISTANCE                   | DIN 51130                                       | R   | prodotto / product      R      A+B+C      >0,40 >0,42   |
|  | DIN 51097                                       | A+B+C   |   |
|  | B.C.R.A.<br>(COF)<br>ANSI A137.1 2012<br>(DCOF) | >0,40<br>bagnato / wet<br>>0,42<br>bagnato / wet                  | 22,5x45,3 - 22,5x22,5 -<br>60x90 K2 - 22,5x45,4 K2 -<br>22,5x22,5 K2  |

Piastrelle pressate a secco - Conforme alla norma EN 14411 e ISO 13006 appendice G gruppo B1-a con E ≤0,5%  
Dry pressed tiles - Compliant with standards EN 14411 and ISO 13006 annex G group B1-a with E ≤0,5%





---

**HEADQUARTER** via statale 467, 21  
42013 Casalgrande (RE) - Italy  
**FACTORY** via canale, 67  
42013 Casalgrande (RE) - Italy  
**WAREHOUSE** via dell'industria, 1  
42013 Casalgrande (RE) - Italy

---

**PHONE** +39 0522 997511  
**FAX** +39 0522 997544 (OT) - 545 (IT)  
**ADMIN. FAX** +39 0522 997413

---

[info@keope.com](mailto:info@keope.com)  
[keope.com](http://keope.com)

#### IT\_

Ceramiche Keope si riserva la facoltà di apportare variazioni ai prodotti illustrati in questo catalogo per necessità produttive o al fine di migliorarne la qualità. I campioni sono puramente indicativi. Gli imballaggi e pesi riportati possono variare per necessità produttive. Consultare gli uffici commerciali al momento dell'ordine.

#### EN\_

*Ceramiche Keope reserves the right to vary the products illustrated in this catalogue for production purposes or in order to improve quality. Samples are purely indicative. Packaging and weights shown may be varied in line with production requirements. Check with the sales department at the time of order.*





