



P L 1 3 5 3
A L L - P U R P O S E

PLUS

GIORNO E NOTTE


Pli 353/3 permette di arredare la finestra con il tessuto doppio filtrante ed oscurante per generare l'effetto giorno/notte. Anche in questa configurazione l'azionamento può essere sia verso il basso che verso l'alto.



1

NIGHT & DAY

Pli 353/3 allows to furnish the window with the double fabric filter and obscuring to generate the day/night effect. Even in this configuration the operation can be both downward and upward.



SAFETY CHILD

In caso di grandi vetrate Pli 353/2 è il modello ideale. La tenda plissè è la soluzione scelta per uno stile moderno, pur mantenendo la sua praticità. Con il dispositivo safety child integrato, il sistema rende sicuri gli ambienti in cui viene installato.

2

SAFETY CHILD

In caso di grandi vetrate Pli 353/2 è il modello ideale. La tenda plissè è la soluzione scelta per uno stile moderno, pur mantenendo la sua praticità. Con il dispositivo safety child integrato, il sistema rende sicuri gli ambienti in cui viene installato.

REF. 1302
Pli 353/1



REF. 1301
Pli 353/2



PLUS



3

MINIMO INGOMBRO PER ANTE SCORREVOLI

Il minimo ingombro di Plì 353 permette l'applicazione dove gli spazi sono molto ridotti come serramenti scorrevoli, lucernari basculanti, imbarcazioni e varie tipologie di veicoli.

MINIMUM OVERALL FOR SLIDINGDOORS

Plì 353 minimum overall allows its application where spaces are very limited as sliding doors and windows, skylights overhead, boats, and various kinds of vehicles.



4

MULTISTOP

Plì 353/3 è il prodotto ottimale per il controllo della luce in quanto permette l'arresto del sistema in qualsiasi punto movimentando la tenda in entrambe le direzioni.

MULTISTOP

Plì 353/3 is the best solution to modulate the light because it allows the system arrest in any point moving the blind in both directions.






PLì 353/1



PLì 353/2



PLì 353/3



PLì 353/3



PLì 353/4

TENDE PLISSETTATE

PLEATED BLINDS

TECNOLOGIA

Pli 353 nella configurazione con azionamento a catenella per tende grandi è dotato di un meccanismo demoltiplicato (rapporto 1:4) che riduce lo sforzo dell'azionamento.

TECHNOLOGY

Pli 353, in chain operating version for large blinds has a geared down drive (1:4 ratio); this device strongly reduces the effort to action heavy weight blinds.

VERSATILITÀ

Pli 353 è un prodotto estremamente versatile ed anche l'unico adatto per arredare serramenti dalle geometrie più diverse.

VERSATILITY

Pli 353 is an extremely versatile product it is also the only suitable for furnishing frames with different geometries.

AZIONAMENTI

Pli 353 prevede i seguenti differenti azionamenti:

- a corde
- monocomando a catenella
- a motore 24 Vdc

Nella versione 353/3 l'azionamento singolo o multiplo permette la movimentazione dal basso verso l'alto o viceversa.

DRIVES

Pli 353 provides the following drives:

- cord drawn
- monocontrol chain operating
- 24 Vdc motorized

Version 353/3 allows the single or multiple operating handling from the bottom upwards or vice versa.

BLACK OUT

Con i tessuti cellulari, Pli 353 è un prodotto black out 100%.

BLACK OUT

Using cellular fabrics Pli 353 is a 100% black out device.

TESSUTI ANTIMACCHIA

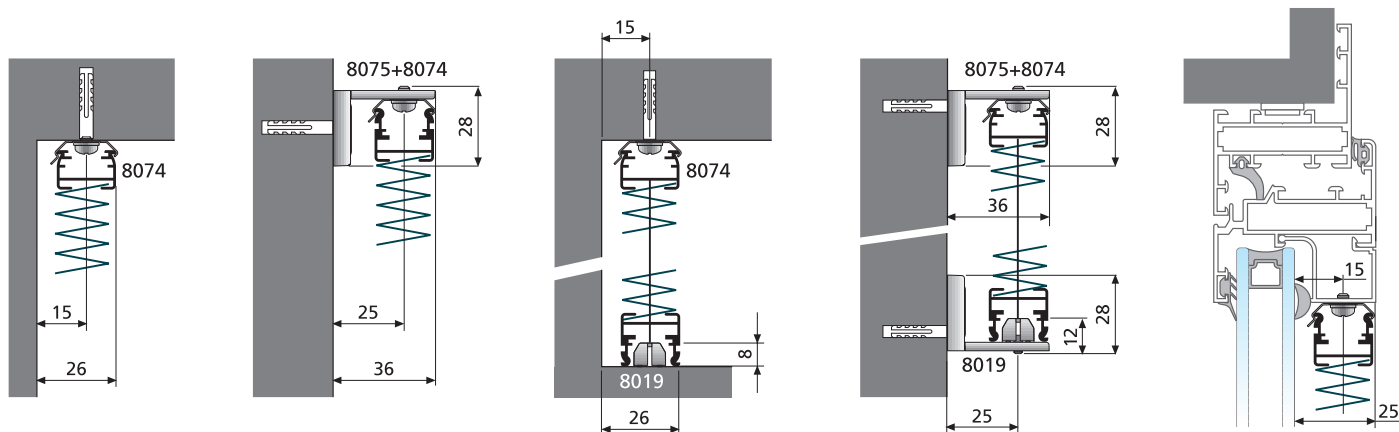
I sistemi Pli 353 adottano i tessuti della collezione Hi-tex Mottura che vengono sottoposti a trattamento antimacchia garantendo così una lunga vita del prodotto.

STAINLESS TREATMENT

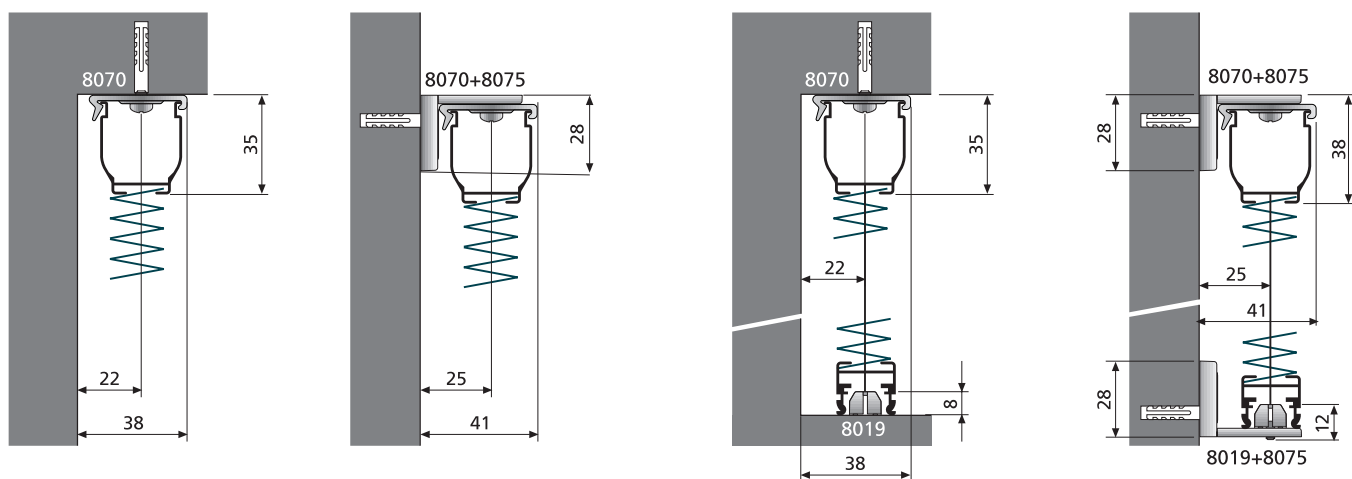
Pli 353 adopts Hi-Tex Mottura Collection fabrics with stainless treatment that ensures a long life to the product.

INSTALLAZIONI INSTALLATIONS

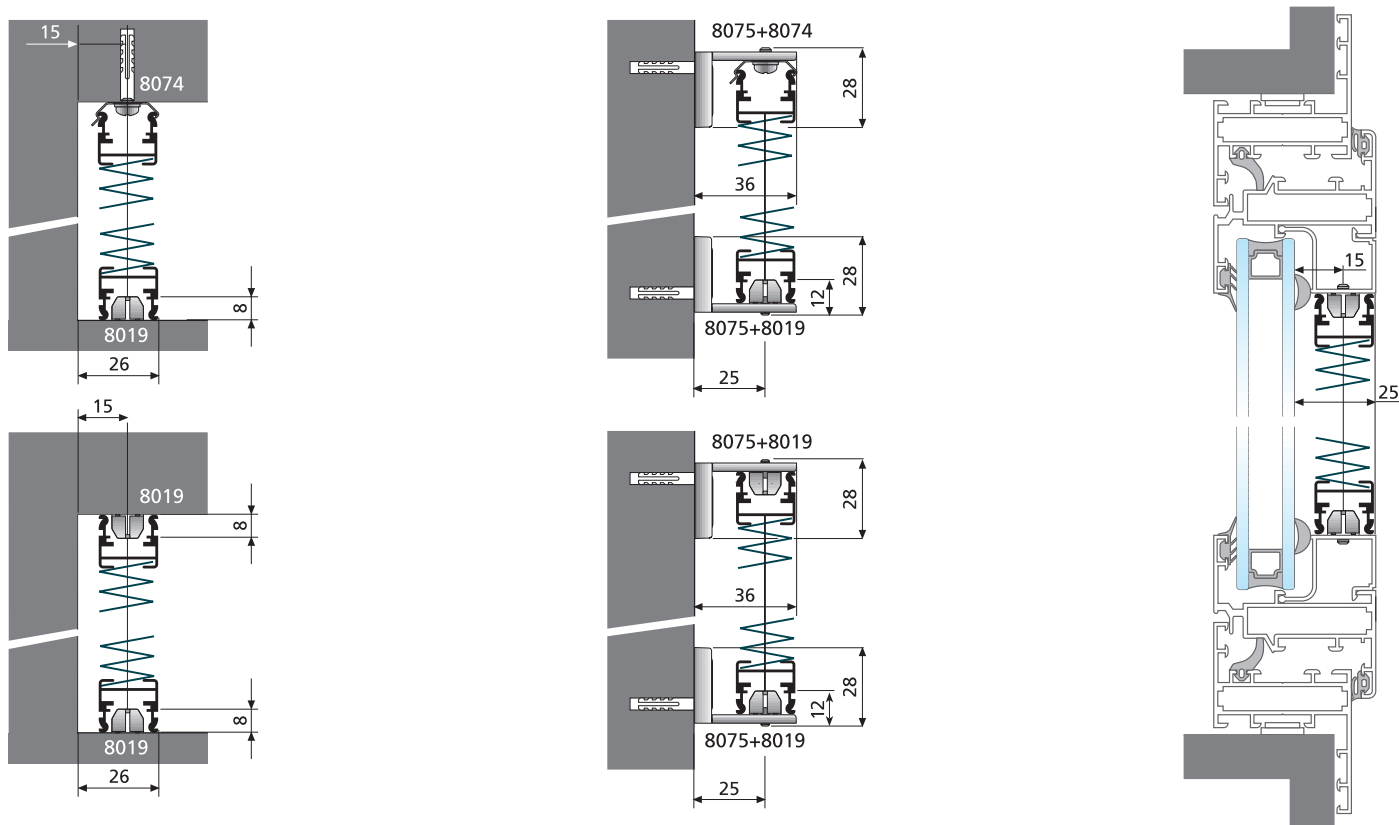
PLì 353/1



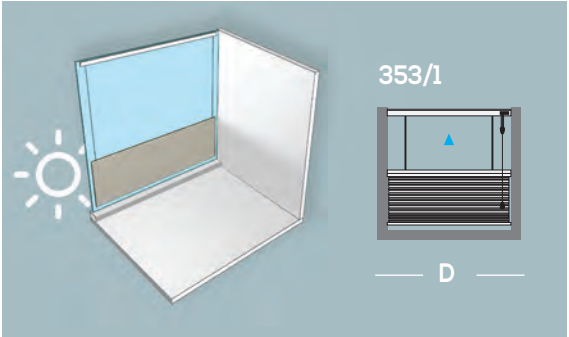
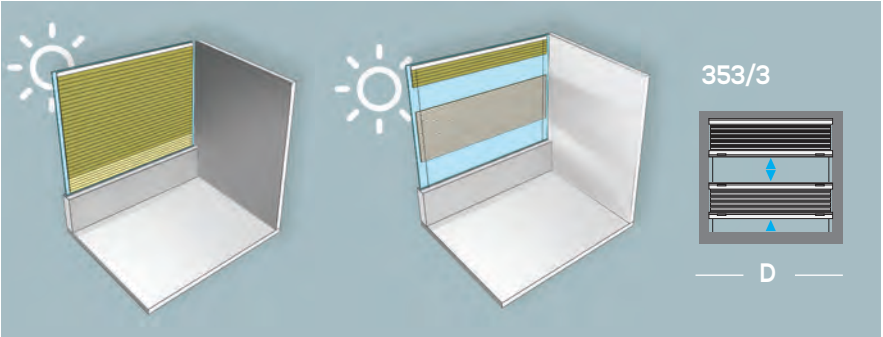
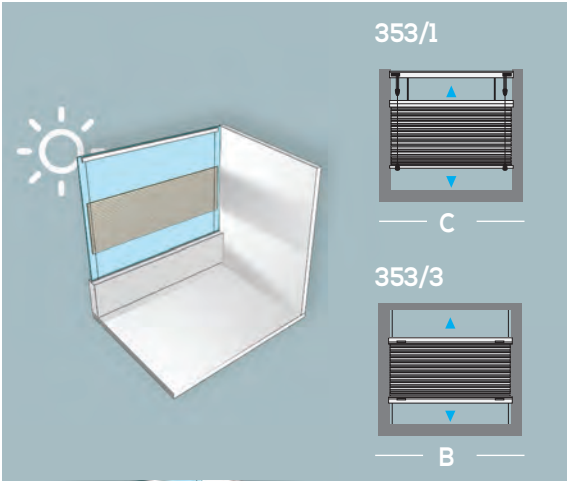

PLì 353/2 - PLì 353/4



PLì 353/3




FORME E SOLUZIONI




SHAPES AND SOLUTIONS

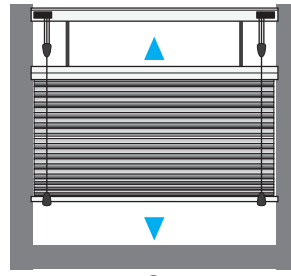
PLÌ 353/1 - AZIONAMENTO A CORDA/ CORD OPERATING



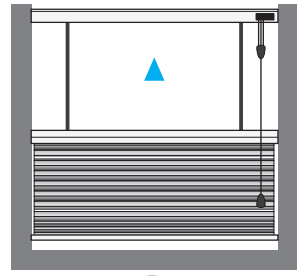
STANDARD




B




C



D





E




F

PLÌ 353/2 - AZIONAMENTO A CATENELLA// CHAIN OPERATING




CON GUIDE / GUIDED BLINDS


PLÌ 353/3 - AZIONAMENTO MANUALE/ MANUAL OPERATING



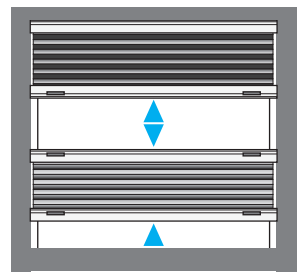
STANDARD



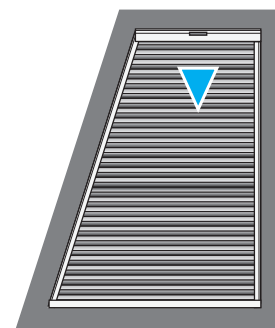
B




C




D



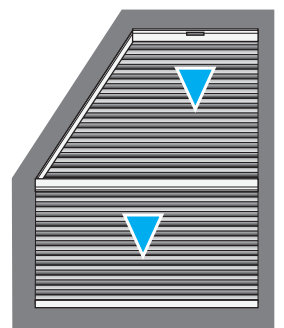
E



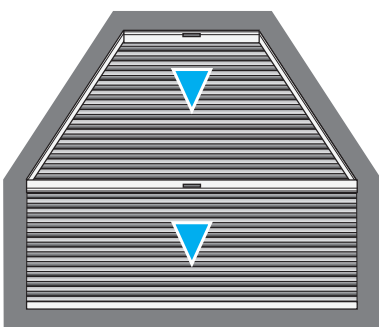
F



G





H





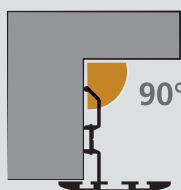

I

PLÌ 353/4 - AZIONAMENTO A MOTORE/ MOTORISED OPERATING



CON GUIDE / GUIDED BLINDS


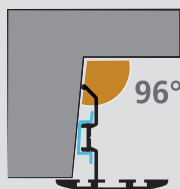
LUCERNARI



PLI 353/3

Pli 353/3 è la tenda plissè per lucernari che può essere installata su qualsiasi tipo di serramento sia standard che su misura. Una soluzione esclusiva permette di installare Pli 353/3 indifferentemente su serramenti a 90° e 96°. Pli 353/3 è un sistema frizionato multi arresto che permette di modulare la luce sia manualmente, sia tramite l'asta di comando indicata per i lucernari che non permettono un azionamento manuale. Pli 353/3 è disponibile sia con tessuti filtranti che oscuranti.

PLI 353/3 is the pleated blind version for skylights that can be installed on any type of frame both standard and custom made. An exclusive solution allows you to install Pli 353/3 indifferently on frames at 90° and 96°. Pli 353/3 is a multistop system that allows you to modulate the light manually or through the control rod for the skylights not operable manually. Pli 353/3 is available both with filtering fabrics than 100% black out.



SKYLIGHTS



GARDEN 436

Garden 436 è un sistema plissé per lucernari orizzontali o inclinati disponibile in tre versioni:

- Garden 436/1 azionamento a catenella
- Garden 436/2 azionamento ad argano
- Garden 436/3 motorizzato 24 Vdc

Garden 436 è un prodotto tecnologicamente raffinato ed il suo perfetto funzionamento è garantito dalle cinghie forate che corrono all'interno dei profili laterali garantendo il perfetto parallelismo del tessuto.


Garden 436 è indicato per sistemi di larghezza non superiore a 150 cm e di lunghezza entro i 250 cm.

Garden 436 is Pleated blind system for horizontal or sloped skylights for filtering, dim out and 100% black out available in 3 versions:

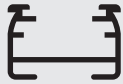


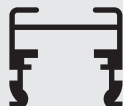
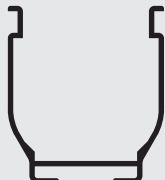
- Garden 436/1 chain operating
- Garden 436/2 crank operating
- Garden 436/3 motorized

Garden 436 is a product technologically refined and its perfect operation is ensured by punched belts that run inside the lateral profiles by ensuring the perfect parallelism of the blind.

Garden 436 is suitable for systems of a width not exceeding 150 cm and a length within the 250 cm.



LA GAMMA THE RANGE

SISTEMA SYSTEM	AZIONAMENTO OPERATION	TESSUTI FABRICS				INSTALLAZIONE INSTALLATION				FORME SPECIALI SPECIAL SHAPES
		FILTRANTI FILTERING	ATTENUANTI DIM-OUT	OSCURANTI BLACK-OUT	CELLULARI CELLULAR	SOFFITTO CEILING	PARETE WALL	INCASSO FRAME	LUCERNARIO SKYLIGHT	
PLi 353/1  Art./Ref. 353	CORDA CORD OPERATING 	•	•	•	•	•	•	•	•	
PLi 353/2  Art./Ref. 356	CATENA CHAIN OPERATING 	•	•	•	•	•	•	•		
PLi 353/3  Art./Ref. 355	MANUALE MANUAL OPERATING 	•	•	•	•	•	•	•	•	
PLi 353/4  Art./Ref. 356	MOTORIZZATO MOTORIZED 	•	•	•	•	•	•	•		
GARDEN 436  Art./Ref. 401/..		•	•	•	•	•	•	•		