

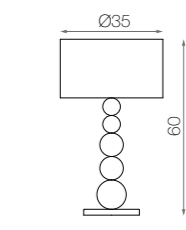
LAUREN

LAUREN lampada da tavolo - art. 4250
Struttura, fin. Galvaniche - Oro Chiaro
Corpo lampada, sfere fin. Lucide col. Brown Violet
Paralume, col. Romeo Marrone cat. Nobili
LAUREN table lamp - art. 4250
Structure, fin. Galvanic - Light Gold
Body lamp, spheres fin. Glossy col. Brown Violet
Lampshade, col. Romeo Marrone cat. Nobili





LAUREN



ART. 4250

SORGENTE LUMINOSA / LIGHT SOURCE

Lamp	Qt.	Watt	Volt	Hertz
Alogena Halogen	E27 USA E26	1	max. 70W	230V 50Hz

Dispositivo compatibile con lampadine di classi energetiche da E a A++.
Lampadina esclusa.
Compatible device with light bulbs from E to A++ energy classes.
Light bulb excluded.

FINITURE PARALUME / LAMPSHADE FINISHES

Lux, Nobili
Lux, Nobili

FINITURE CORPO LAMPADA / BODY LAMP FINISHES

Sfere - Laccate, Silk, Lucide, Materiche
Spheres - Lacquered, Silk, Glossy, Materic

FINITURE STRUTTURA / STRUCTURE FINISHES

Galvanica di serie Standard Galvanic	- Ottone Lucido / Polished Brass - Nichel / Nickel
Galvanica a richiesta On request Galvanic	- Cromo / Chrome - Nichel Nero / Black Nickel - Rame Brunito / Burnished Copper - Oro Chiaro / Light Gold - Ottone Brunito / Burnished Brass - Ottone Satinato / Satin Brass

LAUREN lampada da tavolo - art. 4250
Struttura, fin. Galvaniche - Oro Chiaro
Corpo lampada, sfere fin. Lucide col. Brown Violet
Paralume, col. Romeo Marrone cat. Nobili
LAUREN table lamp - art. 4250
Structure, fin. Galvanic - Light Gold
Body lamp, spheres fin. Glossy col. Brown Violet
Lampshade, col. Romeo Marrone cat. Nobili

ACQUARIO

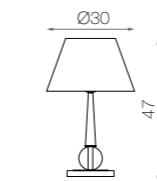
ACQUARIO lampada da tavolo - art. 1004
Struttura, fin. Galvaniche - Cromo
Corpo lampada, sfera in cristallo trasparente
Paralume, col. Cotton Light Grey
*ACQUARIO table lamp - art. 1004
Structure, fin. Galvanic - Chrome
Body lamp, crystal sphere
Lampshade, col. Cotton Light Grey*



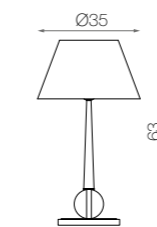


ACQUARIO lampada da tavolo - art. 1004
 Struttura, fin. Galvaniche - Nichel
 Corpo lampada, sfera in cristallo trasparente
 Paralume, col. Chinette Black + Gold cat. Nobili
 ACQUARIO table lamp - art. 1004
 Structure, fin. Galvanic - Nickel
 Body lamp, crystal sphere
 Lampshade, col. Chinette Black + Gold cat. Nobili

ACQUARIO



ART. 1002



ART. 1004

FINITURE PARALUME / LAMPSHADE FINISHES

Lux, Nobili
 Lux, Nobili

CORPO LAMPADA / BODY LAMP

Sfera - cristallo trasparente
 Sphere - transparent crystal

SORGENTE LUMINOSA / LIGHT SOURCE - ART. 1002-1004

Lamp	Qt.	Watt	Volt	Hertz	
Alogena Halogen	E27 USA E26	1	max. 70W	230V	50Hz

Dispositivi compatibili con lampadine di classi energetiche da E a A++.
 Lampadine escluse.
 Compatible devices with light bulbs from E to A++ energy classes.
 Light bulbs excluded.

FINITURE STRUTTURA / STRUCTURE FINISHES

Galvanica di serie
 Standard Galvanic

- Ottone Lucido / Polished Brass
- Nichel / Nickel

Galvanica a richiesta
 On request Galvanic

- Cromo / Chrome
- Nichel Nero / Black Nickel
- Rame Brunito / Burnished Copper
- Oro Chiaro / Light Gold
- Ottone Brunito / Burnished Brass
- Ottone Satinato / Satin Brass



p.169
p.171



p.165
p.167



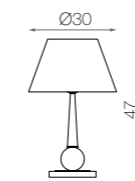
p.165
p.167

ACQUARIO lampada da tavolo - art. 1004
 Struttura, fin. Galvaniche - Cromo
 Corpo lampada, sfera in cristallo trasparente
 Paralume, col. Cotton Light Grey
 ACQUARIO table lamp - art. 1004
 Structure, fin. Galvanic - Chrome
 Body lamp, crystal sphere
 Lampshade, col. Cotton Light Grey

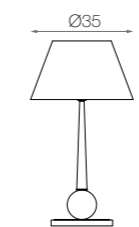




ACQUARIO lampada da tavolo - art. 1006
 Struttura, fin. Galvaniche - Nichel
 Corpo lampada, sfera fin. Lucide col. Black
 Paralume, col. Chinette Black cat. Lux
 ACQUARIO table lamp - art. 1006
 Structure, fin. Galvanic - Nickel
 Body lamp, sphere fin. Glossy col. Black
 Lampshade, col. Chinette Black cat. Lux



ART. 1006



ART. 1009

SORGENTE LUMINOSA / LIGHT SOURCE - ART. 1006-1009

Lamp	Qt.	Watt	Volt	Hertz
Alogena Halogen	E27 USA E26	1	max. 70W	230V 50Hz

Dispositivi compatibili con lampadine di classi energetiche da E a A++.
 Lampadine escluse.
 Compatible devices with light bulbs from E to A++ energy classes.
 Light bulbs excluded.

FINITURE PARALUME / LAMPSHADE FINISHES

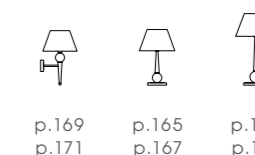
Lux, Nobili
 Lux, Nobili

FINITURE CORPO LAMPADA / BODY LAMP FINISHES

Sfera - Laccate, Silk, Lucide, Materiche
 Sphere - Lacquered, Silk, Glossy, Materic

FINITURE STRUTTURA / STRUCTURE FINISHES

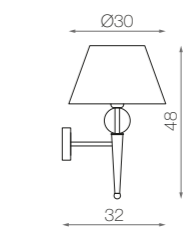
Galvanica di serie
 Standard Galvanic - Ottone Lucido / Polished Brass
 - Nichel / Nickel
 Galvanica a richiesta
 On request Galvanic - Cromo / Chrome
 - Nichel Nero / Black Nickel
 - Rame Brunito / Burnished Copper
 - Oro Chiaro / Light Gold
 - Ottone Brunito / Burnished Brass
 - Ottone Satinato / Satin Brass



ACQUARIO lampada da tavolo - art. 1009
 Struttura, fin. Galvaniche - Oro Chiaro
 Corpo lampada, sfera fin. Silk col. Gesso
 Paralume, col. Chinette Grey cat. Lux
 ACQUARIO table lamp - art. 1009
 Structure, fin. Galvanic - Light Gold
 Body lamp, sphere fin. Silk, col. Gesso
 Lampshade, col. Chinette Grey cat. Lux



ACQUARIO



ART. 1000

SORGENTE LUMINOSA / LIGHT SOURCE

Lamp	Qt.	Watt	Volt	Hertz
Alogena Halogen	E27 USA E26	1	max. 70W	230V 50Hz

Dispositivo compatibile con lampadine di classi energetiche da E a A++.
Lampadina esclusa.
Compatible device with light bulbs from E to A++ energy classes.
Light bulb excluded.

FINITURE PARALUME / LAMPSHADE FINISHES

Lux, Nobili
Lux, Nobili

CORPO LAMPADA / BODY LAMP

Sfera - cristallo trasparente
Sphere - transparent crystal

FINITURE STRUTTURA / STRUCTURE FINISHES

Galvanica di serie Standard Galvanic	- Ottone Lucido / Polished Brass - Nichel / Nickel
Galvanica a richiesta On request Galvanic	- Cromo / Chrome - Nichel Nero / Black Nickel - Rame Brunito / Burnished Copper - Oro Chiaro / Light Gold - Ottone Brunito / Burnished Brass - Ottone Satinato / Satin Brass

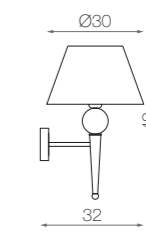
ACQUARIO lampada da parete - art. 1000
Struttura, fin. Galvaniche - Oro Chiaro
Corpo lampada, sfera in cristallo trasparente
Paralume, col. Shantung Pearl cat. Lux
ACQUARIO wall lamp - art. 1000
Structure, fin. Galvanic - Light Gold
Body lamp, crystal sphere
Lampshade, col. Shantung Pearl cat. Lux



p.169
p.171

p.165
p.167

p.165
p.167



ART. 1007

SORGENTE LUMINOSA / LIGHT SOURCE

Lamp	Qt.	Watt	Volt	Hertz
Alogena Halogen	E27 USA E26	1	max. 70W	230V 50Hz

Dispositivo compatibile con lampadine di classi energetiche da E a A++.
Lampadina esclusa.
Compatible device with light bulbs from E to A++ energy classes.
Light bulb excluded.

FINITURE PARALUME / LAMPSHADE FINISHES

Lux, Nobili
Lux, Nobili

FINITURE CORPO LAMPADA / BODY LAMP FINISHES

Sfera - Laccate, Silk, Lucide, Materiche
Sphere - Lacquered, Silk, Glossy, Materic

FINITURE STRUTTURA / STRUCTURE FINISHES

Galvanica di serie Standard Galvanic	- Ottone Lucido / Polished Brass - Nichel / Nickel
Galvanica a richiesta On request Galvanic	- Cromo / Chrome - Nichel Nero / Black Nickel - Rame Brunito / Burnished Copper - Oro Chiaro / Light Gold - Ottone Brunito / Burnished Brass - Ottone Satinato / Satin Brass

ACQUARIO lampada da parete - art. 1007
Struttura, fin. Galvaniche - Nichel
Corpo lampada, sfera fin. Silk col. Greige
Paralume, col. Chinette Ivory cat. Lux
Bordino, col. Tortora
ACQUARIO wall lamp - art. 1007
Structure, fin. Galvanic - Nickel
Body lamp, sphere fin. Silk col. Greige
Lampshade, col. Chinette Ivory cat. Lux
Piping, col. Tortora



p.169
p.171

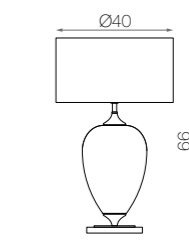
p.165
p.167

p.165
p.167

INFINITY

INFINITY lampada da tavolo - art. 1620
Struttura, fin. Galvaniche - Ottone Brunito
Corpo lampada, fin. Lucide col. Petrol
Paralume, col. Chinette Black cat. Lux
INFINITY table lamp - art. 1620
Structure, fin. Galvanic - Burnished Brass
Body lamp, fin. Glossy cat. Petrol
Lampshade, col. Chinette Black cat. Lux





ART. 1620

SORGENTE LUMINOSA / LIGHT SOURCE

Lamp	Qt.	Watt	Volt	Hertz	
Alogena Halogen	E27 USA E26	1	max. 70W	230V	50Hz

Dispositivo compatibile con lampadine di classi energetiche da E a A++.
Lampadina esclusa.
Compatible device with light bulbs from E to A++ energy classes.
Light bulb excluded.

FINITURE PARALUME / LAMPSHADE FINISHES

Lux, Nobili
Lux, Nobili

FINITURE CORPO LAMPADA / BODY LAMP FINISHES

Laccate, Silk, Lucide, Materiche, Artistiche
Lacquered, Silk, Glossy, Materic, Artistic

FINITURE STRUTTURA / STRUCTURE FINISHES

Galvanica di serie Standard Galvanic	- Ottone Lucido / Polished Brass - Nichel / Nickel
Galvanica a richiesta On request Galvanic	- Cromo / Chrome - Nichel Nero / Black Nickel - Rame Brunito / Burnished Copper - Oro Chiaro / Light Gold - Ottone Brunito / Burnished Brass - Ottone Satinato / Satin Brass

INFINITY lampada da tavolo - art. 1620
Struttura, fin. Galvaniche - Nichel Nero
Corpo lampada, fin. Lucide col. Black
Paralume, col. Chinette Black cat. Lux
INFINITY table lamp - art. 1620
Structure, fin. Galvanic - Black Nickel
Body lamp, fin. Glossy col. Black
Lampshade, col. Chinette Black cat. Lux

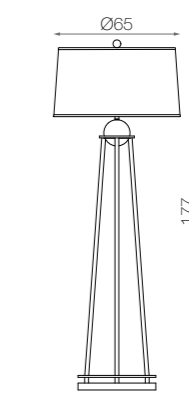
OLIMPIA

OLIMPIA lampada da terra - art. 1670
Struttura, fin. Lucide col. Black
Sfera e base, fin. Materiche col. Ottone SB
Paralume, col. Chinette Black + Gold cat. Nobili
OLIMPIA floor lamp - art. 1670
Structure, fin. Glossy col. Black
Sphere and base, fin. Materic col. Brass SB
Lampshade, col. Chinette Black + Gold cat. Nobili





OLIMPIA



ART. 1670

SORGENTE LUMINOSA / LIGHT SOURCE

Lamp	Qt.	Watt	Volt	Hertz	
Alogena Halogen	E27 USA E26	2	max. 70W	230V	50Hz

Dispositivo compatibile con lampadine di classi energetiche da E a A++.
Lampadine escluse.
Compatible device with light bulbs from E to A++ energy classes.
Light bulbs excluded.

FINITURE PARALUME / LAMPSHADE FINISHES

Lux, Nobili
Lux, Nobili

FINITURE CORPO LAMPADA / BODY LAMP FINISHES

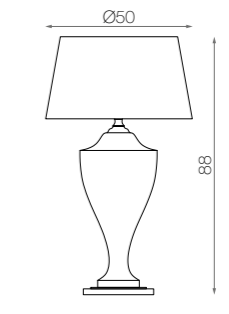
Laccate, Silk, Lucide, Materiche
Lacquered, Silk, Glossy, Materic

OLIMPIA lampada da terra - art. 1670
Struttura, fin. Lucide col. Black
Sfera e base, fin. Materiche col. Ottone SB
Paralume, col. Chinette Black + Gold cat. Nobili
OLIMPIA floor lamp - art. 1670
Structure, fin. Glossy col. Black
Sphere and base, fin. Materic col. Brass SB
Lampshade, col. Chinette Black + Gold cat. Nobili

GRACE

GRACE lampada da tavolo - art. 1601
Struttura, fin. Galvaniche - Nichel
Corpo lampada, fin. Lucide col. Black
Paralume, col. Chinette Ivory cat. Lux
Bordino, col. Grigio
GRACE table lamp - art. 1601
Structure, fin. Galvanic - Nichel
Body lamp, fin. Glossy cat. Black
Lampshade, col. Chinette Ivory cat. Lux
Piping, col. Grey





ART. 1601

SORGENTE LUMINOSA / LIGHT SOURCE

Lamp	Qt.	Watt	Volt	Hertz
Alogena Halogen	E27 USA E26	1	max. 70W	230V 50Hz

Dispositivo compatibile con lampadine di classi energetiche da E a A++.
Lampadina esclusa.
Compatible device with light bulbs from E to A++ energy classes.
Light bulb excluded.

FINITURE PARALUME / LAMPSHADE FINISHES

Lux, Nobili
Lux, Nobili

FINITURE CORPO LAMPADA / BODY LAMP FINISHES

Laccate, Silk, Lucide, Materiche, Artistiche
Lacquered, Silk, Glossy, Materic, Artistic

FINITURE STRUTTURA / STRUCTURE FINISHES

Galvanica di serie Standard Galvanic	- Ottone Lucido / Polished Brass - Nichel / Nickel
Galvanica a richiesta On request Galvanic	- Cromo / Chrome - Nichel Nero / Black Nickel - Rame Brunito / Burnished Copper - Oro Chiaro / Light Gold - Ottone Brunito / Burnished Brass - Ottone Satinato / Satin Brass

GRACE lampada da tavolo - art. 1601
Struttura, fin. Galvaniche - Nichel
Corpo lampada, fin. Materiche col. Perla
Paralume, col. Cotton Light Grey cat. Lux
GRACE table lamp - art. 1601
Structure, fin. Galvanic - Nichel
Body lamp, fin. Materic col. Pearl
Lampshade, col. Cotton Light Grey cat. Lux

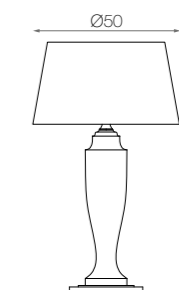
LOUISE

LOUISE lampada da tavolo - art. 1600
Struttura, fin. Galvaniche - Nichel
Corpo lampada, fin. Lucide col. Latte
Paralume, col. Chinette Ivory cat. Lux
Bordino, col. Tortora
LOUISE table lamp - art. 1600
Structure, fin. Galvanic - Nickel
Body lamp, fin. Glossy cat. Latte
Lampshade, col. Chinette Ivory cat. Lux
Piping, col. Tortora





LOUISE



ART. 1600

SORGENTE LUMINOSA / LIGHT SOURCE

Lamp	Qt.	Watt	Volt	Hertz
Alogena Halogen	E27 USA E26	1	max. 70W	230V 50Hz

Dispositivo compatibile con lampadine di classi energetiche da E a A++.
Lampadina esclusa.
Compatible device with light bulbs from E to A++ energy classes.
Light bulb excluded.

FINITURE PARALUME / LAMPSHADE FINISHES

Lux, Nobili
Lux, Nobili

FINITURE CORPO LAMPADA / BODY LAMP FINISHES

Laccate, Silk, Lucide, Materiche, Artistiche
Lacquered, Silk, Glossy, Materic, Artistic

FINITURE STRUTTURA / STRUCTURE FINISHES

Galvanica di serie
Standard Galvanic

- Ottone Lucido / Polished Brass
- Nichel / Nickel

Galvanica a richiesta
On request Galvanic

- Cromo / Chrome
- Nichel Nero / Black Nickel
- Rame Brunito / Burnished Copper
- Oro Chiaro / Light Gold
- Ottone Brunito / Burnished Brass
- Ottone Satinato / Satin Brass

LOUISE lampada da tavolo - art.1600
Struttura, fin. Galvaniche - Nichel
Corpo lampada, fin. Lucide col. Gesso
Paralume, col. Chinette Black cat. Lux
LOUISE table lamp - art. 1600
Structure, fin. Galvanic - Nickel
Body lamp, fin. Glossy col. Gesso
Lampshade, col. Chinette Black cat. Lux

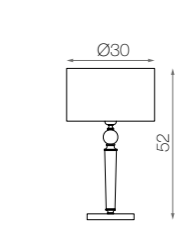
PLANET

PLANET lampada da tavolo - art. 1250
Struttura, fin. Galvaniche - Ottone Lucido
Corpo lampada, marmo di Carrara
Paralume, col. Chinette Black cat. Lux.
PLANET table lamp - art. 1250
Structure, fin. Galvanic - Polished Brass
Body lamp, Carrara marble
Lampshade, col. Chinette Black cat. Lux.

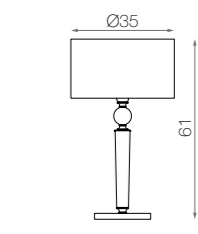




PLANET



ART. 1250



ART. 1251

SORGENTE LUMINOSA / LIGHT SOURCE - ART. 1250-1251

Lamp	Qt.	Watt	Volt	Hertz	
Alogena Halogen	E27 USA E26	1	max. 70W	230V	50Hz

Dispositivi compatibili con lampadine di classi energetiche da E a A++.
Lampadine escluse.
Compatible devices with light bulbs from E to A++ energy classes.
Light bulbs excluded.

FINITURE PARALUME / LAMPSHADE FINISHES

Lux, Nobili
Lux, Nobili

CORPO LAMPADA / BODY LAMP

Marmo bianco di Carrara
White Carrara marble

FINITURE STRUTTURA / STRUCTURE FINISHES

Galvanica di serie Standard Galvanic	- Ottone Lucido / Polished Brass - Nichel / Nickel
Galvanica a richiesta On request Galvanic	- Cromo / Chrome - Nichel Nero / Black Nickel - Rame Brunito / Burnished Copper - Oro Chiaro / Light Gold - Ottone Brunito / Burnished Brass - Ottone Satinato / Satin Brass

PLANET lampada da tavolo - art. 1251
Struttura, fin. Galvaniche - Nichel
Corpo lampada, marmo di Carrara
Paralume, col. Chinette Grey cat. Lux.
Bordino, col. Nero
PLANET table lamp - art. 1251
Structure, fin. Galvanic - Nickel
Body lamp, Carrara marble
Lampshade, col. Chinette Grey cat. Lux.
Piping, Black

TORNABUONI 170 letto
Rivestimento, tessuto art. L20014.05 cat. Lusso
Bordino art. L20027.11 cat. Lusso
Piedini, fin. Galvaniche - Ottone Lucido
TORNABUONI 170 bed
Fabric, art. L20014.05 cat. Lusso
Piping, art. L20027.11 cat. Lusso
Legs, fin. Galvanic - Polished Brass

BRUNELLESCHI comodino
Struttura, fin. Lucide col. Deep Blue
Top, vetro retroveniciato
Maniglia e dettagli, fin. Galvaniche - Nichel
BRUNELLESCHI nightstand
Structure, fin. Glossy col. Deep Blue
Top, backpainted glass
Handle and details, fin. Galvanic - Nickel

PLANET lampada da tavolo - art. 1251
Struttura, fin. Galvaniche - Nichel
Corpo lampada, marmo di Carrara
Paralume, col. Chinette Grey cat. Lux
Bordino, col. Nero
PLANET table lamp - art. 1251
Structure, fin. Galvanic - Nickel
Body lamp, Carrara marble
Lampshade, col. Chinette Grey cat. Lux
Piping, Black

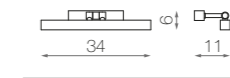
LENA poltrona
Rivestimento, velluto Giotto art. 430.13 cat. Elite
Zampe, metallo colore nero
LENA armchair
Giotto velvet, art. 430.13 cat. Elite
Legs, black metal



GALLERY

GALLERY lampada da parete - art. 5248
Struttura, fin. Galvaniche - Ottone Lucido
GALLERY wall lamp - art. 5248
Structure, fin. Galvanic - Polished Brass





ART. 5248



ART. 5241

SORGENTE LUMINOSA / LIGHT SOURCE - ART. 5248*

Lamp	Qt.	Watt
Fluorescente Fluorescent	T5 530 1	8W

SORGENTE LUMINOSA / LIGHT SOURCE - ART. 5241*

Lamp	Qt.	Watt
Fluorescente Fluorescent	T5 830 1	14W

*Lampadina e alimentatore inclusi.
Light bulb and driver included.

DIFFUSORE LUCE / LIGHT DIFFUSER

Plexiglass opalino
Opaline plexiglass

FINITURE STRUTTURA / STRUCTURE FINISHES

Galvanica di serie Standard Galvanic	- Ottone Lucido / Polished Brass - Nichel / Nickel
Galvanica a richiesta On request Galvanic	- Cromo / Chrome - Nichel Nero / Black Nickel - Rame Brunito / Burnished Copper - Oro Chiaro / Light Gold - Ottone Brunito / Burnished Brass - Ottone Satinato / Satin Brass

GALLERY lampada da parete - art. 5248
Struttura, fin. Galvaniche - Ottone Lucido
GALLERY wall lamp - art. 5248
Structure, fin. Galvanic - Polished Brass



QUADRO

QUADRO lampada da parete - art. 4203
Struttura, fin. Galvaniche - Nichel
QUADRO wall lamp - art. 4203
Structure, fin. Galvanic - Nickel



QUADRO



ART. 4203

ART. 4289

SORGENTE LUMINOSA / LIGHT SOURCE - ART. 4203-4289

Lamp	Qt.	Watt	Volt	Hertz
Alogena Halogen	E14 USA E12	2	max. 30W	230V 50Hz

Dispositivi compatibili con lampadine di classi energetiche da E a A++.
Lampadine led incluse.
Compatible devices with light bulbs from E to A++ energy classes.
Led Light bulbs included.

FINITURE STRUTTURA / STRUCTURE FINISHES

Galvanica di serie Standard Galvanic	- Ottone Lucido / Polished Brass - Nichel / Nickel
Galvanica a richiesta On request Galvanic	- Cromo / Chrome - Nichel Nero / Black Nickel - Rame Brunito / Burnished Copper - Oro Chiaro / Light Gold - Ottone Brunito / Burnished Brass - Ottone Satinato / Satin Brass

QUADRO lampada da parete - art. 4203
Struttura, fin. Galvaniche - Ottone Brunito
QUADRO wall lamp - art. 4203
Structure, fin. Galvanic - Burnished Brass

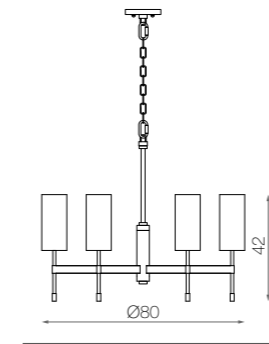


YVES

YVES sospensione - art. 5243
Struttura, fin. Galvaniche - Ottone Lucido
Paralumi, col. Chinette Grey cat. Lux
YVES chandelier - art. 5243
Structure, fin. Galvanic - Polished Brass
Lampshades, col. Chinette Grey cat. Lux



YVES sospensione - art. 5243
 Struttura, fin. Galvaniche - Ottone Lucido
 Paralume, col. Chinette Grey cat. Lux
 YVES chandelier - art. 5243
 Structure, fin. Galvanic - Polished Brass
 Lampshade, col. Chinette Grey cat. Lux



ART. 5243

SORGENTE LUMINOSA / LIGHT SOURCE - ART. 5243

Lamp	Qt.	Watt	Volt	Hertz
Alogena Halogen	E14 USA E12	6	max. 45W	230V 50Hz

Dispositivo compatibile con lampadine di classi energetiche da E a A++.
 Lampadine escluse.
 Compatible device with light bulbs from E to A++ energy classes.
 Light bulbs excluded.

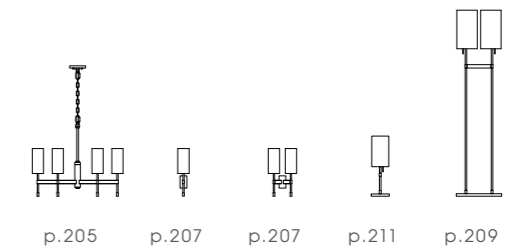
YVES sospensione - art. 5243
 Struttura, fin. Galvaniche - Nichel
 Paralumi, col. Chinette Grey cat. Lux
 YVES chandelier - art. 5243
 Structure, fin. Galvanic - Nickel
 Lampshades, col. Chinette Grey cat. Lux

FINITURE PARALUME / LAMPSHADE FINISHES

Lux, Nobili
 Lux, Nobili

FINITURE STRUTTURA / STRUCTURE FINISHES

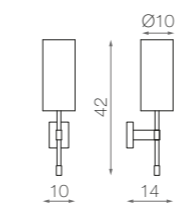
- Galvanica di serie**
 Standard Galvanic
- Ottone Lucido / Polished Brass
 - Nichel / Nickel
- Galvanica a richiesta**
 On request Galvanic
- Cromo / Chrome
 - Nichel Nero / Black Nickel
 - Rame Brunito / Burnished Copper
 - Oro Chiaro / Light Gold
 - Ottone Brunito / Burnished Brass
 - Ottone Satinato / Satin Brass



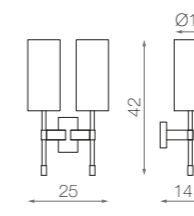


YVES lampada da parete - art. 5240
 Struttura, fin. Galvaniche - Nickel
 Paralume, col. Canvas Grey cat. Lux
 YVES wall lamp - art. 5240
 Structure, fin. Galvanic - Nickel
 Lampshade, col. Canvas Grey cat. Lux

YVES



ART. 5240



ART. 5242

FINITURE PARALUME / LAMPSHADE FINISHES

Lux, Nobili
 Lux, Nobili

SORGENTE LUMINOSA / LIGHT SOURCE - ART. 5240*

Lamp	Qt.	Watt	Volt	Hertz
Alogena Halogen	E14 USA E12	1	max. 45W	230V 50Hz

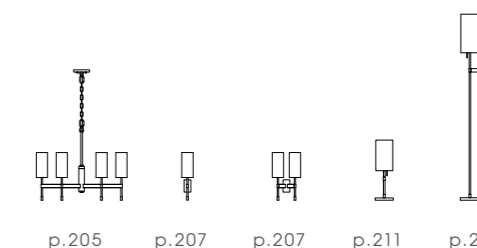
SORGENTE LUMINOSA / LIGHT SOURCE - ART. 5242*

Lamp	Qt.	Watt	Volt	Hertz
Alogena Halogen	E14 USA E12	2	max. 45W	230V 50Hz

*Dispositivi compatibili con lampadine di classi energetiche da E a A++.
 Lampadine escluse.
 Compatible devices with light bulbs from E to A++ energy classes.
 Light bulbs excluded.

FINITURE STRUTTURA / STRUCTURE FINISHES

- Galvanica di serie Standard Galvanic
- Galvanica a richiesta On request Galvanic
- Ottone Lucido / Polished Brass
- Nichel / Nickel
- Cromo / Chrome
- Nichel Nero / Black Nickel
- Rame Brunito / Burnished Copper
- Oro Chiaro / Light Gold
- Ottone Brunito / Burnished Brass
- Ottone Satinato / Satin Brass

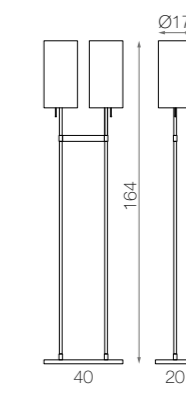


YVES lampada da parete - art. 5242
 Struttura, fin. Galvaniche - Ottone Lucido
 Paralumi, col. Shantung White, cat. Lux
 YVES wall lamp - art. 5242
 Structure, fin. Galvanic - Polished Brass
 Lampshades, col. Shantung White cat. Lux





YVES



ART. 5251

SORGENTE LUMINOSA / LIGHT SOURCE

Lamp	Qt.	Watt	Volt	Hertz	
Alogena Halogen	E27 USA E26	2	max. 70W	230V	50Hz

Dispositivo compatibile con lampadine di classi energetiche da E a A++.
Lampadine escluse.
Compatible device with light bulbs from E to A++ energy classes.
Light bulbs excluded.

FINITURE PARALUME / LAMPSHADE FINISHES

Lux, Nobili
Lux, Nobili

FINITURE STRUTTURA / STRUCTURE FINISHES

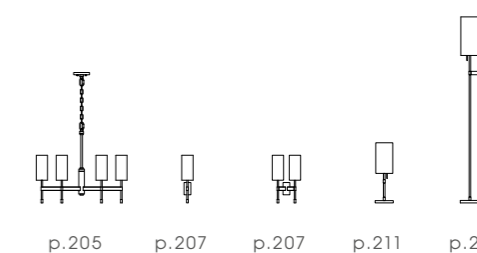
Galvanica di serie
Standard Galvanic

- Ottone Lucido / Polished Brass
- Nichel / Nickel

Galvanica a richiesta
On request Galvanic

- Cromo / Chrome
- Nichel Nero / Black Nickel
- Rame Brunito / Burnished Copper
- Oro Chiaro / Light Gold
- Ottone Brunito / Burnished Brass
- Ottone Satinato / Satin Brass

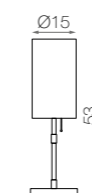
YVES lampada da terra - art. 5251
Struttura, fin. Galvaniche - Nichel
Paralumi, col. Shantung Black cat. Lux
YVES floor lamp - art. 5251
Structure, fin. Galvanic - Nickel
Lampshades, col. Shantung Black cat. Lux



YVES lampada da tavolo - art. 5245
 Struttura, fin. Galvaniche - Nichel
 Paralume, col. Shantung Pearl cat. Lux
 YVES table lamp - art. 5245
 Structure, fin. Galvanic - Nickel
 Lampshad, col. Shantung Pearl cat. Lux



YVES



ART. 5245

FINITURE PARALUME / LAMPSHADE FINISHES

Lux, Nobili
 Lux, Nobili

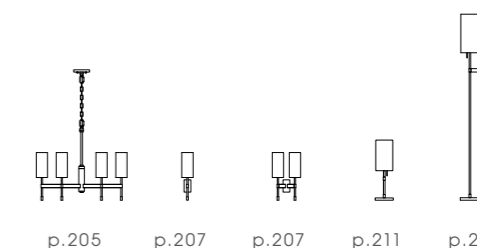
SORGENTE LUMINOSA / LIGHT SOURCE

Lamp	Qt.	Watt	Volt	Hertz
Alogena Halogen	E27 USA E26	1	max. 70W	230V 50Hz

Dispositivo compatibile con lampadine di classi energetiche da E a A++.
 Lampadina esclusa.
 Compatible device with light bulbs from E to A++ energy classes.
 Light bulb excluded.

FINITURE STRUTTURA / STRUCTURE FINISHES

- Galvanica di serie
Standard Galvanic**
- Ottone Lucido / Polished Brass
 - Nichel / Nickel
- Galvanica a richiesta
On request Galvanic**
- Cromo / Chrome
 - Nichel Nero / Black Nickel
 - Rame Brunito / Burnished Copper
 - Oro Chiaro / Light Gold
 - Ottone Brunito / Burnished Brass
 - Ottone Satinato / Satin Brass



YVES lampada da tavolo - art. 5245
 Struttura, fin. Galvaniche - Nichel
 Paralume, col. Shantung Pearl cat. Lux
 YVES table lamp - art. 5245
 Structure, fin. Galvanic - Nickel
 Lampshad, col. Shantung Pearl cat. Lux



TRINITY

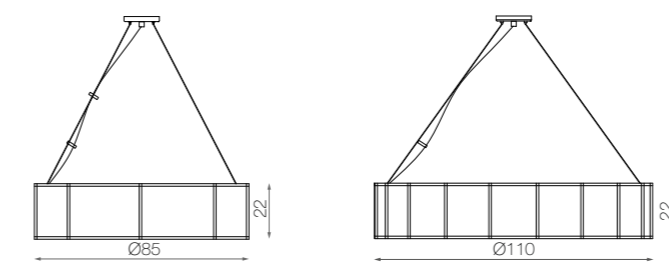
TRINITY sospensione - art. 5234
Struttura, fin. Galvaniche - Nichel
Paralume, col. Chinette Black cat. Lux
TRINITY chandelier - art. 5234
Structure, fin. Galvanic - Nickel
Lampshade, col. Chinette Black cat. Lux





TRINITY sospensione - art. 5234
 Struttura, fin. Galvaniche - Nichel
 Paralume, col. Chinette Black cat. Lux
 TRINITY chandelier - art. 5234
 Structure, fin. Galvanic - Nickel
 Lampshade, col. Chinette Black cat. Lux

TRINITY



ART. 5234

ART. 4234

FINITURE PARALUME / LAMPSHADE FINISHES

Lux, Nobili
 Lux, Nobili

FINITURE STRUTTURA / STRUCTURE FINISHES - ART. 5234

Galvanica di serie Standard Galvanic - Nichel / Nickel
 Galvanica a richiesta On request Galvanic - Cromo / Chrome
 - Oro Chiaro / Light Gold

SORGENTE LUMINOSA / LIGHT SOURCE - ART. 5234*

Lamp	Qt.	Watt	Volt	Hertz
Alogena Halogen E14 USA E12	6	max. 45W	230V	50Hz

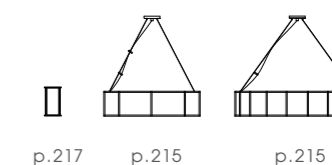
SORGENTE LUMINOSA / LIGHT SOURCE - ART. 4234*

Lamp	Qt.	Watt	Volt	Hertz
Alogena Halogen E14 USA E12	12	max. 45W	230V	50Hz

*Dispositivi compatibili con lampadine di classi energetiche da E a A++.
 Lampadine led incluse.
 Compatible devices with light bulbs from E to A++ energy classes.
 Led light bulbs included.

FINITURE STRUTTURA / STRUCTURE FINISHES - ART. 4234

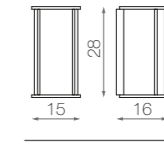
Galvanica di serie Standard Galvanic - Nichel / Nickel
 Galvanica a richiesta On request Galvanic - Cromo / Chrome



TRINITY sospensione - art. 5234
 Struttura, fin. Galvaniche - Nichel
 Paralume, col. Chinette Black cat. Lux
 TRINITY chandelier - art. 5234
 Structure, fin. Galvanic - Nickel
 Lampshade, col. Chinette Black cat. Lux



TRINITY



ART. 4236

SORGENTE LUMINOSA / LIGHT SOURCE

Lamp	Qt.	Watt	Volt	Hertz
Alogena Halogen	E14 USA E12	2	max. 45W	230V 50Hz

Dispositivo compatibile con lampadine di classi energetiche da E a A++.
Lampadine escluse.
Compatible device with light bulbs from E to A++ energy classes.
Light bulbs excluded.

FINITURE PARALUME / LAMPSHADE FINISHES

Lux, Nobili
Lux, Nobili

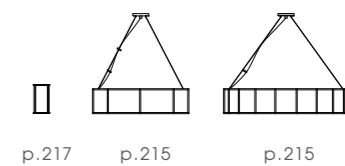
FINITURE STRUTTURA / STRUCTURE FINISHES

Galvanica di serie
Standard Galvanic

- Nichel / Nickel

Galvanica a richiesta
On request Galvanic

- Cromo / Chrome
- Nichel Nero / Black Nickel
- Rame Brunito / Burnished Copper
- Oro Chiaro / Light Gold



p.217

p.215

p.215

TRINITY lampada da parete - art. 4236
Struttura, fin. Galvaniche - Nichel
Paralume, col. Shantung Grey cat. Lux
TRINITY wall lamp - art. 4236
Structure, fin. Galvanic - Nickel
Lampshade, col. Shantung Grey cat. Lux



PENELOPE

PENELOPE sospensione - art. 5252, 5253, 5254
Struttura, fin. Galvaniche - Ottone Lucido
Corpo lampada, fin. Materiche col. Ottone Antico
PENELOPE chandelier - art. 5252, 5253, 5254
Structure, fin. Galvanic - Polished Brass
Body lamp, fin. Materic col. Antique Brass

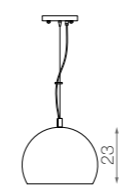


PENELOPE sospensioni - art. 5253, 5254
 Struttura, fin. Galvaniche - Ottone Lucido
 Corpo lampada, fin. Materiche col. Ottone Antico
 PENELOPE chandeliers - art. 5253, 5254
 Structure, fin. Galvanic - Polished Brass
 Body lamp, fin. Materic col. Antique Brass

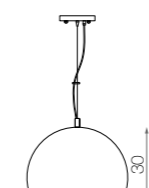
PENELOPE



ART. 5252



ART. 5253



ART. 5254

SORGENTE LUMINOSA / LIGHT SOURCE - ART. 5252-5253-5254

Lamp	Qt.	Watt	Volt	Hertz
Alogena Halogen	E27 USA E26	1	max. 100W	230V 50Hz

Dispositivi compatibili con lampadine di classi energetiche da E a A++.
 Lampadine escluse.
 Compatible devices with light bulbs from E to A++ energy classes.
 Light bulbs excluded.

FINITURE CORPO LAMPADA / BODY LAMP FINISHES

Calotta - Laccate, Silk, Lucide, Materiche
 Pendant - Lacquered, Silk, Glossy, Materic

FINITURE STRUTTURA / STRUCTURE FINISHES

Galvanica di serie
 Standard Galvanic - Ottone Lucido / Polished Brass
 - Nichel / Nickel
 Galvanica a richiesta
 On request Galvanic - Cromo / Chrome
 - Nichel Nero / Black Nickel
 - Rame Brunito / Burnished Copper
 - Oro Chiaro / Light Gold
 - Ottone Brunito / Burnished Brass
 - Ottone Satinato / Satin Brass



PENELOPE sospensione - art. 5252, 5254
 Struttura, fin. Galvaniche - Ottone Lucido
 Corpo lampada, fin. Materiche col. Ottone Dark DB
 PENELOPE chandelier - art. 5252, 5254
 Structure, fin. Galvanic - Polished Brass
 Body lamp, fin. Materic col. Dark Brass DB

THEA

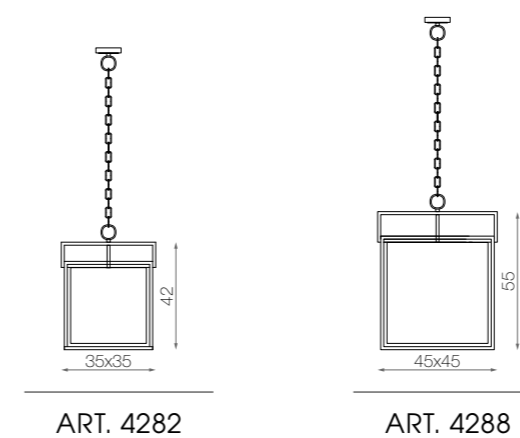
THEA sospensione - art. 4282, 4288
Struttura, fin. Materiche col. Ottone Dark SB
Paralume, col. Chinette Tortora cat. Lux
THEA chandelier - art. 4282, 4288
Structure, fin Materic col. Dark Brass SB
Lampshade, col. Chinette Tortora cat. Lux





THEA sospensione - art. 4288
 Struttura, fin. Materiche col. Ottone Dark SB
 Paralume, col. Chinette Tortora cat. Lux
 THEA chandelier - art. 4288
 Structure, fin. Materic col. Dark Brass SB
 Lampshade, col. Chinette Tortora cat. Lux

THEA



SORGENTE LUMINOSA / LIGHT SOURCE - ART. 4282-4288

Lamp	Qt.	Watt	Volt	Hertz
Alogena Halogen	E27 USA E26	1	max. 100W	230V 50Hz

Dispositivi compatibili con lampadine di classi energetiche da E a A++.
 Lampadine escluse.
 Compatible devices with light bulbs from E to A++ energy classes.
 Light bulbs excluded.

FINITURE PARALUME / LAMPSHADE FINISHES

Lux, Nobili
 Lux, Nobili

FINITURE STRUTTURA / STRUCTURE FINISHES

Laccate, Silk, Lucide, Materiche
 Lacquered, Silk, Glossy, Materic



THEA sospensione - art. 4282
 Struttura, fin. Materiche col. Piombo SB
 Paralume, col. Chinette White cat. Lux
 THEA chandelier - art. 4282
 Structure, fin. Materic col. Lead SB
 Lampshade, col. Chinette White cat. Lux

VENERE

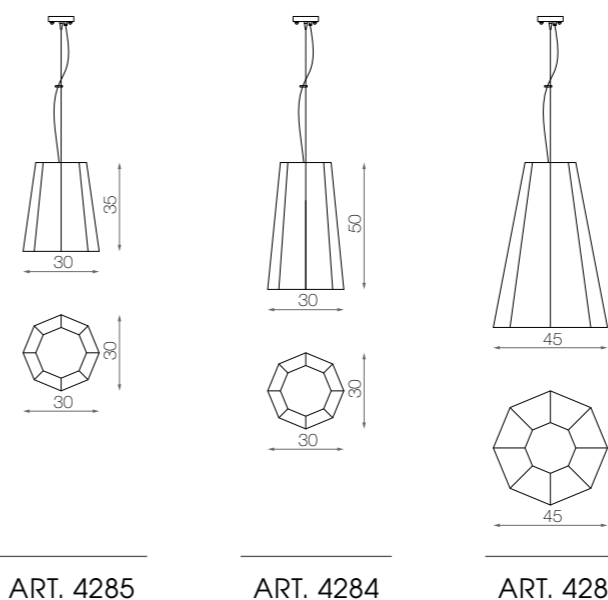
VENERE sospensione - art. 4285, 4283, 4284
Struttura, fin. Galvaniche - Nichel
Paralume, col. Chinette Tortora cat. Lux
VENERE chandelier - art. 4285, 4283, 4284
Structure, fin. Galvanic - Nickel
Lampshade, col. Chinette Tortora cat. Lux





VENERE sospensione - art. 4285, 4283, 4284
 Struttura, fin. Galvaniche - Nichel
 Paralume, col. Chinette Tortora cat. Lux
 VENERE chandelier - art. 4285, 4283, 4284
 Structure, fin. Galvanic - Nickel
 Lampshade, col. Chinette Tortora cat. Lux

VENERE



DIFFUSORE LUCE / LIGHT DIFFUSER

Plexiglass opalino
 Opaline plexiglass

FINITURE PARALUME / LAMPSHADE FINISHES

Lux, Nobili
 Lux, Nobili

SORGENTE LUMINOSA / LIGHT SOURCE - ART. 4285*

Lamp	Qt.	Watt	Volt	Hertz
Alogena Halogen E14 USA E12	3	max. 45W	230V	50Hz

SORGENTE LUMINOSA / LIGHT SOURCE - ART. 4284*

Lamp	Qt.	Watt	Volt	Hertz
Alogena Halogen E14 USA E12	4	max. 45W	230V	50Hz

SORGENTE LUMINOSA / LIGHT SOURCE - ART. 4283*

Lamp	Qt.	Watt	Volt	Hertz
Alogena Halogen E14 USA E12	6	max. 45W	230V	50Hz

*Dispositivi compatibili con lampadine di classi energetiche da E a A++.
 Lampadine escluse.
 Compatible devices with light bulbs from E to A++ energy classes.
 Light bulbs excluded.

FINITURE STRUTTURA / STRUCTURE FINISHES

Galvanica di serie Standard Galvanic
 - Ottone Lucido / Polished Brass
 - Nichel / Nickel

Galvanica a richiesta On request Galvanic
 - Cromo / Chrome
 - Nichel Nero / Black Nickel
 - Rame Brunito / Burnished Copper
 - Oro Chiaro / Light Gold
 - Ottone Brunito / Burnished Brass
 - Ottone Satinato / Satin Brass



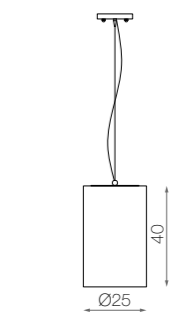
SEINE

SEINE sospensione - art. 4237
Struttura, fin. Galvaniche - Nichel
Paralume, col. Cotton Light Grey cat. Lux
SEINE chandelier - art. 4237
Structure, fin. Galvanic - Nickel
Lampshade, col. Cotton Light Grey cat. Lux





SEINE



ART. 4237

SORGENTE LUMINOSA / LIGHT SOURCE

Lamp	Qt.	Watt	Volt	Hertz	
Alogena Halogen	E27 USA E26	1	max. 100W	230V	50Hz

Dispositivo compatibile con lampadine di classi energetiche da E a A++.
Lampadina esclusa.
Compatible device with light bulbs from E to A++ energy classes.
Light bulb excluded.

FINITURE PARALUME / LAMPSHADE FINISHES

Lux, Nobili
Lux, Nobili

FINITURE STRUTTURA / STRUCTURE FINISHES

Galvanica di serie Standard Galvanic	- Ottone Lucido / Polished Brass - Nichel / Nickel
Galvanica a richiesta On request Galvanic	- Cromo / Chrome - Nichel Nero / Black Nickel - Rame Brunito / Burnished Copper - Oro Chiaro / Light Gold - Ottone Brunito / Burnished Brass - Ottone Satinato / Satin Brass

SEINE sospensione - art. 4237
Struttura, fin. Galvaniche - Nichel
Paralume, col. Shantung Black cat. Lux
SEINE chandelier - art. 4237
Structure, fin. Galvanic - Nickel
Lampshade, col. Shantung Black cat. Lux

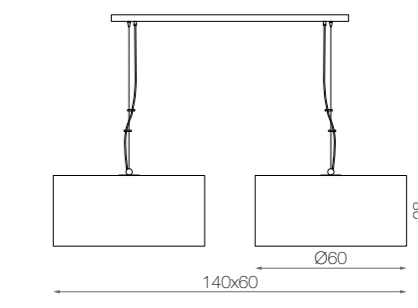
HERMES

HERMES sospensione - art. 5255
Struttura, fin. Galvaniche - Nichel
Paralume, col. Chinette Black cat. Lux
HERMES chandelier - art. 5255
Structure, fin. Galvanic - Nickel
Lampshade, col. Chinette Black cat. Lux





HERMES



ART. 5255

SORGENTE LUMINOSA / LIGHT SOURCE

Lamp	Qt.	Watt	Volt	Hertz	
Alogena Halogen	E27 USA E26	8	max. 70W	230V	50Hz

Dispositivo compatibile con lampadine di classi energetiche da E a A++.
Lampadine escluse.
Compatible device with light bulbs from E to A++ energy classes.
Light bulbs excluded.

DIFFUSORE LUCE / LIGHT DIFFUSER

Plexiglass opalino
Opaline plexiglass

FINITURE PARALUME / LAMPSHADE FINISHES

Lux, Nobili
Lux, Nobili

FINITURE STRUTTURA / STRUCTURE FINISHES

Galvanica di serie Standard Galvanic	- Ottone Lucido / Polished Brass - Nichel / Nickel
Galvanica a richiesta On request Galvanic	- Cromo / Chrome - Oro Chiaro / Light Gold - Ottone Brunito / Burnished Brass - Ottone Satinato / Satin Brass

HERMES sospensione - art. 5255
Struttura, fin. Galvaniche - Nichel
Paralume, col. Chinette Black cat. Lux
HERMES chandelier - art. 5255
Structure, fin. Galvanic - Nickel
Lampshade, col. Chinette Black cat. Lux

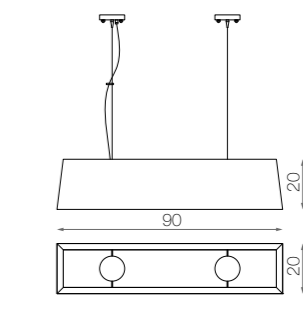
FLAT

FLAT sospensione - art. 5246
Struttura, fin. Galvaniche - Nichel
Paralume, col. Chinette Grey cat. Lux
FLAT chandelier - art. 5246
Structure, fin. Galvanic - Nickel
Lampshade, col. Chinette Grey cat. Lux





FLAT



ART. 5246

SORGENTE LUMINOSA / LIGHT SOURCE

Lamp	Qt.	Watt	Volt	Hertz	
Alogena Halogen	E27 USA E26	4	max. 70W	230V	50Hz

Dispositivo compatibile con lampadine di classi energetiche da E a A++.
Lampadine escluse.
Compatible device with light bulbs from E to A++ energy classes.
Light bulbs excluded.

DIFFUSORE LUCE / LIGHT DIFFUSER

Plexiglass opalino
Opaline plexiglass

FINITURE PARALUME / LAMPSHADE FINISHES

Lux, Nobili
Lux, Nobili

FINITURE STRUTTURA / STRUCTURE FINISHES

Galvanica di serie Standard Galvanic	- Nichel / Nickel
Galvanica a richiesta On request Galvanic	- Cromo / Chrome - Nichel Nero / Black Nickel - Rame Brunito / Burnished Copper - Oro Chiaro / Light Gold

FLAT sospensione - art. 5246
Struttura, fin. Galvaniche - Nichel
Paralume, col. Chinette Ivory cat. Lux
FLAT chandelier - art. 5246
Structure, fin. Galvanic - Nickel
Lampshade, col. Chinette Ivory cat. Lux

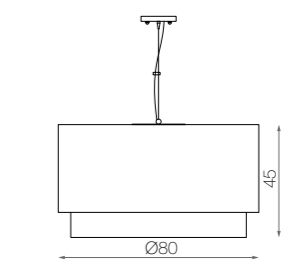
JOEL

JOEL sospensione - art. 5235
Struttura, fin. Galvaniche - Nichel
Paralume, col. Chinette Tortora cat. Lux
JOEL chandelier - art. 5235
Structure, fin. Galvanic - Nickel
Lampshade, col. Chinette Tortora cat. Lux





JOEL



ART. 5235

SORGENTE LUMINOSA / LIGHT SOURCE

Lamp	Qt.	Watt	Volt	Hertz
Alogena Halogen	E27 USA E26	6	max. 70W	230V 50Hz

Dispositivo compatibile con lampadine di classi energetiche da E a A++.
Lampadine escluse.
Compatible device with light bulbs from E to A++ energy classes.
Light bulbs excluded.

DIFFUSORE LUCE / LIGHT DIFFUSER

Plexiglass opalino
Opaline plexiglass

FINITURE PARALUME / LAMPSHADE FINISHES

Lux, Nobili
Lux, Nobili

FINITURE STRUTTURA / STRUCTURE FINISHES

Galvanica di serie Standard Galvanic	- Ottone Lucido / Polished Brass - Nichel / Nickel
Galvanica a richiesta On request Galvanic	- Cromo / Chrome - Nichel Nero / Black Nickel - Rame Brunito / Burnished Copper - Oro Chiaro / Light Gold - Ottone Brunito / Burnished Brass - Ottone Satinato / Satin Brass

JOEL sospensione - art. 5235
Struttura, fin. Galvaniche - Nichel
Paralume, col. Chinette Ivory cat. Lux
JOEL chandelier - art. 5235
Structure, fin. Galvanic - Nickel
Lampshade, col. Chinette Ivory cat. Lux

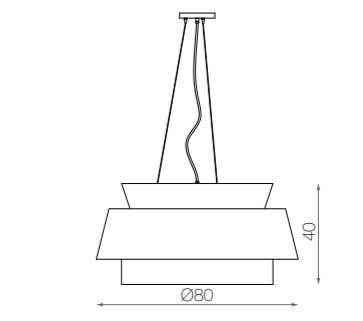
DEDALUS

DEDALUS sospensione - art. 5247
Struttura, fin. Galvaniche - Nichel
Paralume, col. Cotton Light Grey cat. Lux
Paralume, col. Chinette Tortora cat. Lux
DEDALUS chandelier - art. 5247
Structure, fin. Galvanic - Nickel
Lampshade, col. Cotton Light Grey cat. Lux
Lampshade, col. Chinette Tortora cat. Lux





DEDALUS



ART. 5247

SORGENTE LUMINOSA / LIGHT SOURCE

Lamp	Qt.	Watt	Volt	Hertz	
Alogena Halogen	E27 USA E26	6	max. 70W	230V	50Hz

Dispositivo compatibile con lampadine di classi energetiche da E a A++.
Lampadine escluse.
Compatible device with light bulbs from E to A++ energy classes.
Light bulbs excluded.

DIFFUSORE LUCE / LIGHT DIFFUSER

Plexiglass opalino
Opaline plexiglass

FINITURE PARALUME / LAMPSHADE FINISHES

Lux, Nobili
Lux, Nobili


FINITURE STRUTTURA / STRUCTURE FINISHES

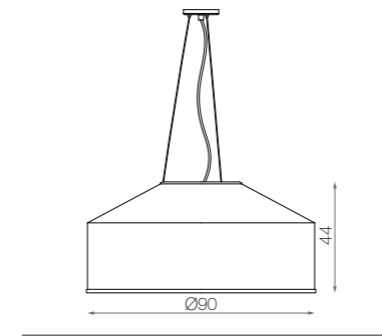
Galvanica di serie Standard Galvanic	- Ottone Lucido / Polished Brass - Nichel / Nickel
Galvanica a richiesta On request Galvanic	- Cromo / Chrome - Nichel Nero / Black Nickel - Rame Brunito / Burnished Copper - Oro Chiaro / Light Gold - Ottone Brunito / Burnished Brass - Ottone Satinato / Satin Brass

DEDALUS sospensione - art. 5247
Struttura, fin. Galvaniche - Nichel
Paralume, col. Cotton Light Grey cat. Lux
Paralume, col. Chinette Tortora cat. Lux
DEDALUS chandelier - art. 5247
Structure, fin. Galvanic - Nickel
Lampshade, col. Cotton Light Grey cat. Lux
Lampshade, col. Chinette Tortora cat. Lux

SWING

SWING sospensione - art. 5230
Struttura e dettagli, fin. Galvaniche - Nichel
Paralume, tessuto plissé col. Grey
SWING chandelier - art. 5230
Structure and details, fin. Galvanic - Nickel
Lampshade, plissé fabric col. Grey





ART. 5230

SORGENTE LUMINOSA / LIGHT SOURCE

Lamp	Qt.	Watt	Volt	Hertz
Alogena Halogen	E27 USA E26	6	max. 70W	230V 50Hz

Dispositivo compatibile con lampadine di classi energetiche da E a A++.
Lampadine escluse.
Compatible device with light bulbs from E to A++ energy classes.
Light bulbs excluded.

FINITURE PARALUME / LAMPSHADE FINISHES

Lux, Plissé (cat. Nobili)
Lux, Plissé (cat. Nobili)

DIFFUSORE LUCE / LIGHT DIFFUSER

Plexiglass opalino
Opaline plexiglass

FINITURE STRUTTURA / STRUCTURE FINISHES

- | | |
|--|---|
| Galvanica di serie
Standard Galvanic | - Ottone Lucido / Polished Brass
- Nichel / Nickel |
| Galvanica a richiesta
On request Galvanic | - Cromo / Chrome
- Nichel Nero / Black Nickel
- Rame Brunito / Burnished Copper
- Oro Chiaro / Light Gold
- Ottone Brunito / Burnished Brass
- Ottone Satinato / Satin Brass |

PLISSÈ cat. Nobili



SWING sospensione - art. 5230
Struttura e dettagli, fin. Galvaniche - Nichel
Paralume, tessuto plissé col. Grey
SWING chandelier - art. 5230
Structure and details, fin. Galvanic - Nickel
Lampshade, plissé fabric col. Grey



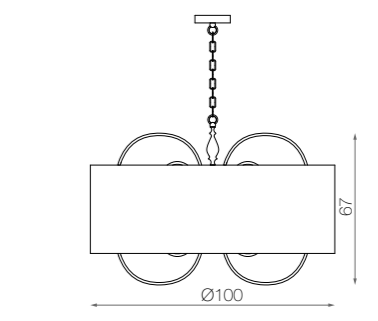
SENECA

SENECA sospensione - art. 1270
Struttura, fin. Galvaniche - Nichel
Paralume, col. Shantung Grey cat. Lux
SENECA chandelier - art. 1270
Structure, fin. Galvanic - Nickel
Lampshade, col. Shantung Grey cat. Lux





SENECA



ART. 1270

SORGENTE LUMINOSA / LIGHT SOURCE

Lamp	Qt.	Watt	Volt	Hertz
Alogena Halogen E27 USA E26	12	max. 45W	230V	50Hz
Alogena Halogen E14 USA E12	6	max. 45W	230V	50Hz

Dispositivo compatibile con lampadine di classi energetiche da E a A++.
Lampadine escluse.
Compatible device with light bulbs from E to A++ energy classes.
Light bulbs excluded.

FINITURE PARALUME / LAMPSHADE FINISHES

Lux, Nobili
Lux, Nobili

FINITURE STRUTTURA / STRUCTURE FINISHES


Galvanica di serie Standard Galvanic	- Ottone Lucido / Polished Brass - Nichel / Nickel
Galvanica a richiesta On request Galvanic	- Cromo / Chrome - Nichel Nero / Black Nickel - Rame Brunito / Burnished Copper - Oro Chiaro / Light Gold - Ottone Brunito / Burnished Brass - Ottone Satinato / Satin Brass

SENECA sospensione - art. 1270
Struttura, fin. Galvaniche - Oro Chiaro
Paralume, col. Chinette Tortora cat. Lux
SENECA chandelier - art. 1270
Structure, fin. Galvanic - Light Gold
Lampshade, col. Chinette Tortora cat. Lux

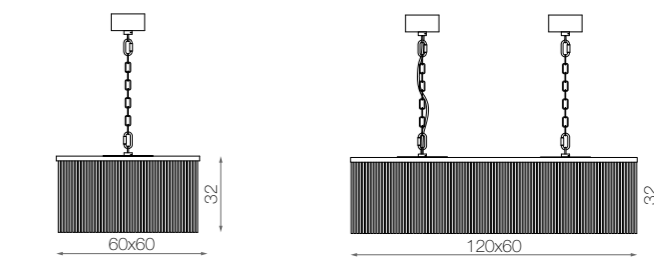
TESEO

TESEO sospensione - art. 1298
Struttura, fin. Galvaniche - Oro Chiaro
Decorazioni in vetro trasparente
TESEO chandelier - art. 1298
Structure, fin. Galvanic - Light Gold
Transparent glass details





TESEO



ART. 1298

ART. 1299

SORGENTE LUMINOSA / LIGHT SOURCE - ART. 1298*

Lamp	Qt.	Watt	Volt	Hertz
Alogena Halogen	E27 USA E26	4	max. 70W	230V 50Hz

SORGENTE LUMINOSA / LIGHT SOURCE - ART. 1299*

Lamp	Qt.	Watt	Volt	Hertz
Alogena Halogen	E27 USA E26	8	max. 70W	230V 50Hz

*Dispositivi compatibili con lampadine di classi energetiche da E a A++.
Lampadine escluse.
Compatible devices with light bulbs from E to A++ energy classes.
Light bulbs excluded.

DIFFUSORE LUCE / LIGHT DIFFUSER

Plexiglass opalino
Opaline plexiglass

FINITURE STRUTTURA / STRUCTURE FINISHES - ART. 1298

- Galvanica di serie
Standard Galvanic - Nichel / Nickel
- Galvanica a richiesta
On request Galvanic - Cromo / Chrome
- Nichel Nero / Black Nickel
- Rame Brunito / Burnished Copper
- Oro Chiaro / Light Gold

FINITURE STRUTTURA / STRUCTURE FINISHES - ART. 1299

- Galvanica di serie
Standard Galvanic - Nichel / Nickel
- Galvanica a richiesta
On request Galvanic - Cromo / Chrome

TESEO sospensione - art. 1299
Struttura, fin. Galvaniche - Nichel
Decorazioni in vetro trasparente
TESEO chandelier - art. 1299
Structure, fin. Galvanic - Nickel
Transparent glass details

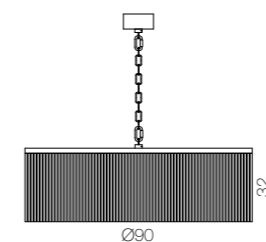
TULIPANO

TULIPANO sospensione - art. 1304
Struttura, fin. Galvaniche - Oro Chiaro
Decorazioni in vetro trasparente
TULIPANO chandelier - art. 1304
Structure, fin. Galvanic - Light Gold
Transparent glass details

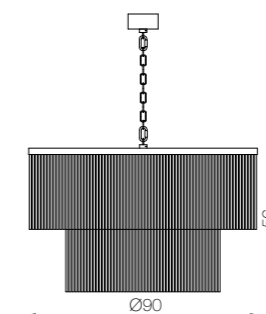




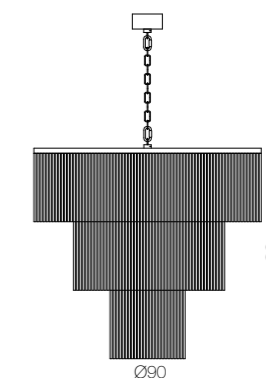
TULIPANO



ART. 1304



ART. 1303



ART. 1302

SORGENTE LUMINOSA / LIGHT SOURCE - ART. 1304*

Lamp	Qt.	Watt	Volt	Hertz
Alogena Halogen E27 USA E26	5	max. 70W	230V	50Hz

SORGENTE LUMINOSA / LIGHT SOURCE - ART. 1303*

Lamp	Qt.	Watt	Volt	Hertz
Alogena Halogen E27 USA E26	7	max. 70W	230V	50Hz

SORGENTE LUMINOSA / LIGHT SOURCE - ART. 1302*

Lamp	Qt.	Watt	Volt	Hertz
Alogena Halogen E27 USA E26	8	max. 70W	230V	50Hz

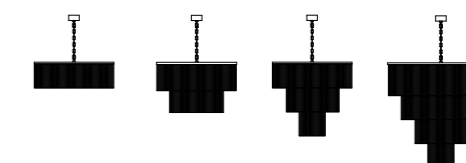
*Dispositivi compatibili con lampadine di classi energetiche da E a A++.
Lampadine escluse.
Compatible devices with light bulbs from E to A++ energy classes.
Light bulbs excluded.

DIFFUSORE LUCE / LIGHT DIFFUSER

Plexiglass opalino
Opaline plexiglass

FINITURE STRUTTURA / STRUCTURE FINISHES

Galvanica di serie Standard Galvanic - Nichel / Nickel
Galvanica a richiesta On request Galvanic - Cromo / Chrome - Oro Chiaro / Light Gold

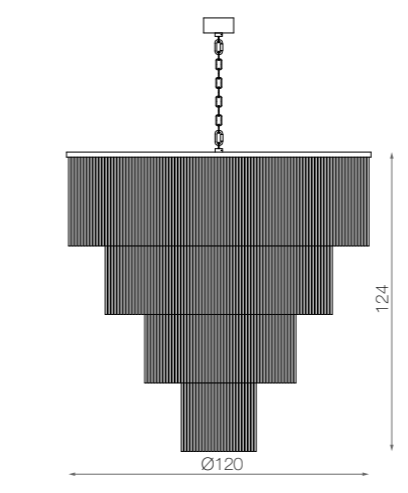


p.265 p.265 p.265 p.267

TULIPANO sospensione - art. 1304
Struttura, fin. Galvaniche - Oro Chiaro
Decorazioni in vetro trasparente
TULIPANO chandelier - art. 1304
Structure, fin. Galvanic - Light Gold
Transparent glass details



TULIPANO



ART. 1300

SORGENTE LUMINOSA / LIGHT SOURCE

Lamp	Qt.	Watt	Volt	Hertz
Alogena Halogen	E27 USA E26	14	max. 70W	230V 50Hz

Dispositivo compatibile con lampadine di classi energetiche da E a A++.
Lampadine escluse.
Compatible device with light bulbs from E to A++ energy classes.
Light bulbs excluded.

DIFFUSORE LUCE / LIGHT DIFFUSER

Plexiglass opalino
Opaline plexiglass

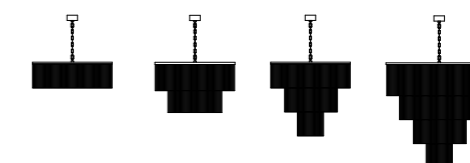
FINITURE STRUTTURA / STRUCTURE FINISHES

Galvanica di serie
Standard Galvanic

- Nichel / Nickel

Galvanica a richiesta
On request Galvanic

- Cromo / Chrome



p.265

p.265

p.265

p.267



TULIPANO sospensione - art. 1300
Struttura, fin. Galvaniche - Nichel
Decorazioni in vetro trasparente
TULIPANO chandelier - art. 1300
Structure, fin. Galvanic - Nickel
Transparent glass details

CAMERON

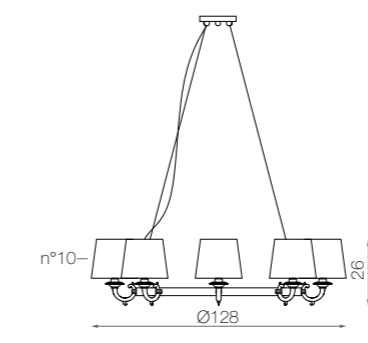
CAMERON sospensione - art. 4231
Struttura, fin. Galvaniche - Oro Chiaro
Paralume, col. Cotton Light Grey cat. Lux
Bordino, col. Marrone Scuro
CAMERON chandelier - art. 4231
Structure, fin. Galvanic - Light Gold
Lampshade, col. Cotton Light Grey cat. Lux
Piping, col. Dark Brown





CAMERON sospensione - art. 4231
 Struttura, fin. Galvaniche - Oro Chiaro
 Paralume, col. Cotton Light Grey cat. Lux
 Bordino, col. Marrone Scuro
 CAMERON chandelier - art. 4231
 Structure, fin. Galvanic - Light Gold
 Lampshade, col. Cotton Light Grey cat. Lux
 Piping, col. Dark Brown

CAMERON



ART. 4231

SORGENTE LUMINOSA / LIGHT SOURCE

Lamp	Qt.	Watt	Volt	Hertz
Alogena Halogen	E14 USA E12	10	max. 45W	230V 50Hz

Dispositivo compatibile con lampadine di classi energetiche da E a A++.
 Lampadine escluse.
 Compatible device with light bulbs from E to A++ energy classes.
 Light bulbs excluded.

FINITURE PARALUME / LAMPSHADE FINISHES

Lux, Nobili
 Lux, Nobili

FINITURE STRUTTURA / STRUCTURE FINISHES

Galvanica di serie
 Standard Galvanic

- Ottone Lucido / Polished Brass
- Nichel / Nickel

Galvanica a richiesta
 On request Galvanic

- Cromo / Chrome
- Oro Chiaro / Light Gold
- Ottone Brunito / Burnished Brass
- Ottone Satinato / Satin Brass



CAMERON sospensione - art. 4231
 Struttura, fin. Galvaniche - Ottone Lucido
 Paralume, col. Chinette Grey cat. Lux
 Bordino, col. Marrone Scuro
 CAMERON chandelier - art. 4231
 Structure, fin. Galvanic - Polished Brass
 Lampshade, col. Chinette Grey cat. Lux
 Piping, col. Dark Brown

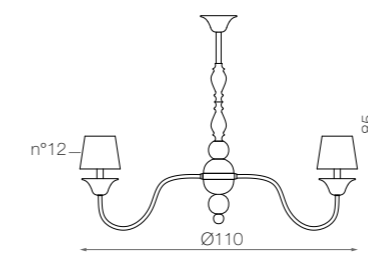
FENICE

FENICE sospensione - art. 1150
Struttura, fin. Galvaniche - Nichel
Paralume, col. Chinette Grey cat. Lux
FENICE chandelier - art. 1150
Structure, fin. Galvanic - Nickel
Lampshade, col. Chinette Grey cat. Lux





FENICE



ART. 1150

FINITURE PARALUME / LAMPSHADE FINISHES

Lux, Nobili
Lux, Nobili

SORGENTE LUMINOSA / LIGHT SOURCE

Lamp	Qt.	Watt	Volt	Hertz
Alogena Halogen	E14 USA E12	12	max. 45W	230V 50Hz

Dispositivo compatibile con lampadine di classi energetiche da E a A++.
Lampadine escluse.
Compatible device with light bulbs from E to A++ energy classes.
Light bulbs excluded.

FINITURE STRUTTURA / STRUCTURE FINISHES

**Galvanica di serie
Standard Galvanic**

- Ottone Lucido / Polished Brass
- Nichel / Nickel

**Galvanica a richiesta
On request Galvanic**


- Cromo / Chrome
- Nichel Nero / Black Nickel
- Rame Brunito / Burnished Copper
- Oro Chiaro / Light Gold
- Ottone Brunito / Burnished Brass
- Ottone Satinato / Satin Brass

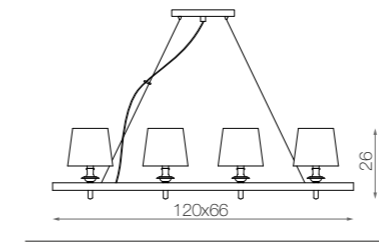


FENICE sospensione - art. 1150
Struttura, fin. Galvaniche - Nichel
Paralume, col. Chinette Grey cat. Lux
FENICE chandelier - art. 1150
Structure, fin. Galvanic - Nickel
Lampshade, col. Chinette Grey cat. Lux

MADISON

MADISON sospensione - art. 4232
Struttura, fin. Galvaniche - Ottone Lucido
Paralume, col. Shantung Pearl cat. Lux
Bordino, col. Marrone Scuro
MADISON chandelier - art. 4232
Structure, fin. Galvanic - Polished Brass
Lampshade, col. Shantung Pearl cat. Lux
Piping, col. Dark Brown





ART. 4232

SORGENTE LUMINOSA / LIGHT SOURCE

Lamp	Qt.	Watt	Volt	Hertz
Alogena Halogen	E14 USA E12	8	max. 45W	230V 50Hz

Dispositivo compatibile con lampadine di classi energetiche da E a A++.
Lampadine escluse.
Compatible device with light bulbs from E to A++ energy classes.
Light bulbs excluded.

FINITURE PARALUME / LAMPSHADE FINISHES

Lux, Nobili
Lux, Nobili

FINITURE STRUTTURA / STRUCTURE FINISHES

Galvanica di serie
Standard Galvanic

- Ottone Lucido / Polished Brass
- Nichel / Nickel

Galvanica a richiesta
On request Galvanic

- Cromo / Chrome
- Oro Chiaro / Light Gold
- Ottone Brunito / Burnished Brass
- Ottone Satinato / Satin Brass



MADISON sospensione - art. 4232
Struttura, fin. Galvaniche - Ottone Lucido
Paralume, col. Shantung Pearl cat. Lux
Bordino, col. Marrone Scuro
MADISON chandelier - art. 4232
Structure, fin. Galvanic - Polished Brass
Lampshade, col. Shantung Pearl cat. Lux
Piping, col. Dark Brown

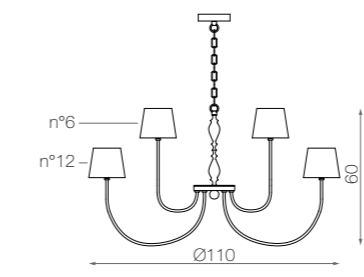
ARTEMIDE

ARTEMIDE sospensione - art. 1040
Struttura, fin. Galvaniche - Nichel
Paralume, col. Chinette Grey cat. Lux
ARTEMIDE chandelier - art. 1040
Structure, fin. Galvanic - Nickel
Lampshade, col. Chinette Grey cat. Lux





ARTEMIDE



ART. 1040

SORGENTE LUMINOSA / LIGHT SOURCE

Lamp	Qt.	Watt	Volt	Hertz
Alogena Halogen	E14 USA E12	18	max. 45W	230V 50Hz

Dispositivo compatibile con lampadine di classi energetiche da E a A++.
Lampadine escluse.
Compatible device with light bulbs from E to A++ energy classes.
Light bulbs excluded.

FINITURE PARALUME / LAMPSHADE FINISHES

Lux, Nobili
Lux, Nobili

FINITURE STRUTTURA / STRUCTURE FINISHES

- | | |
|---|---|
| Galvanica di serie
Standard Galvanic | - Ottone Lucido / Polished Brass
- Nichel / Nickel |
| Galvanica a richiesta
On request Galvanic | - Cromo / Chrome
- Nichel Nero / Black Nickel
- Rame Brunito / Burnished Copper
- Oro Chiaro / Light Gold
- Ottone Brunito / Burnished Brass
- Ottone Satinato / Satin Brass |



ARTEMIDE sospensione - art. 1040
Struttura, fin. Galvaniche - Nichel
Paralume, col. Chinette Grey cat. Lux
ARTEMIDE chandelier - art. 1040
Structure, fin. Galvanic - Nickel
Lampshade, col. Chinette Grey cat. Lux

GREVE

GREVE lampada da parete - art. 1452
Struttura, fin. Artistiche col. Bianco e Argento
Paralume, col. Chinette Ivory cat. Lux
GREVE wall lamp - art. 1452
Structure, fin. Artistic col. Bianco e Argento
Lampshade, col. Chinette Ivory cat. Lux






GREVE lampada da parete - art. 1452
 Struttura, fin. Artistiche col. Bianco e Argento
 Paralume, col. Chinette Ivory cat. Lux
 GREVE wall lamp - art. 1452
 Structure, fin. Artistic col. Bianco e Argento
 Lampshade, col. Chinette Ivory cat. Lux



ART. 1450



ART. 1452

FINITURE PARALUME / LAMPSHADE FINISHES - ART. 1452

Lux, Nobili
 Lux, Nobili

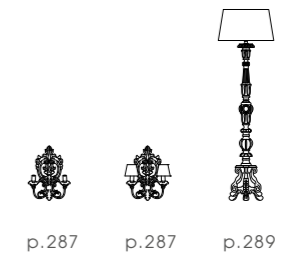
SORGENTE LUMINOSA / LIGHT SOURCE - ART. 1450-1452

Lamp	Qt.	Watt	Volt	Hertz	
Alogena Halogen	E14 USA E12	2	max. 45W	230V	50Hz

Dispositivi compatibili con lampadine di classi energetiche da E a A++.
 Lampadine escluse.
 Compatible devices with light bulbs from E to A++ energy classes.
 Light bulbs excluded.

FINITURE STRUTTURA E CORPO LAMPADA STRUCTURE AND BODY LAMP FINISHES

Laccate, Silk, Materiche, Artistiche
 Lacquered, Silk, Matic, Artistic



p. 287

p. 287

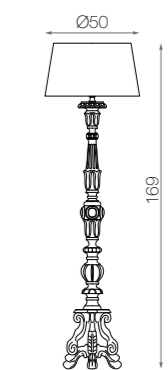
p. 289

GREVE lampada da parete - art. 1450
 Struttura, fin. Artistiche col. Bianco e Argento
 GREVE wall lamp - art. 1450
 Structure, fin. Artistic col. Bianco e Argento





GREVE



ART. 1451

SORGENTE LUMINOSA / LIGHT SOURCE

Lamp	Qt.	Watt	Volt	Hertz
Alogena Halogen	E27 USA E26	1	max. 100W	230V 50Hz

Dispositivo compatibile con lampadine di classi energetiche da E a A++.
Lampadina esclusa.
Compatible device with light bulbs from E to A++ energy classes.
Light bulb excluded.

FINITURE PARALUME / LAMPSHADE FINISHES

Lux, Nobili
Lux, Nobili

FINITURE CORPO LAMPADA / BODY LAMP FINISHES

Laccate, Silk, Materiche, Artistiche
Lacquered, Silk, Materic, Artistic


FINITURE STRUTTURA / STRUCTURE FINISHES

Galvanica di serie
Standard Galvanic

- Ottone Lucido / Polished Brass
- Nichel / Nickel

Galvanica a richiesta
On request Galvanic

- Cromo / Chrome
- Nichel Nero / Black Nickel
- Rame Brunito / Burnished Copper
- Oro Chiaro / Light Gold
- Ottone Brunito / Burnished Brass
- Ottone Satinato / Satin Brass



p.287

p.287

p.289

GREVE lampada da terra - art. 1451
Struttura, fin. Artistiche col. Grigio e Argento
Paralume, col. Shantung Pearl cat. Lux
GREVE floor lamp - art. 1451
Structure, fin. Artistic col. Grigio e Argento
Lampshade, col. Shantung Pearl cat. Lux

FIRENZE

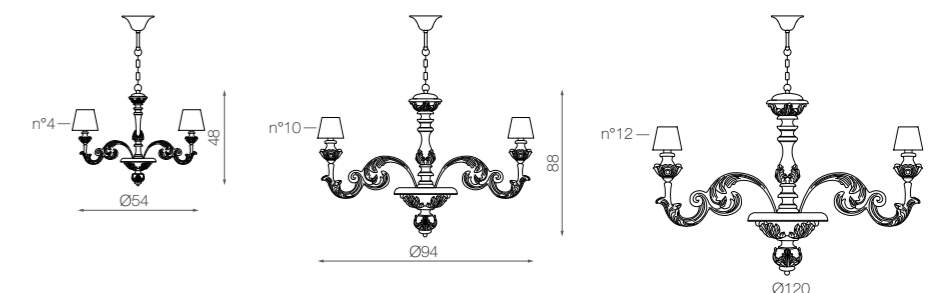
FIRENZE sospensione - art. 1465
Struttura, fin. Silk col. Black
Paralume, col. Chinette Grey cat. Lux
FIRENZE chandelier - art. 1465
Structure, fin. Silk col. Black
Lampshade, col. Chinette Grey cat. Lux





FIRENZE sospensione - art. 1465
 Struttura, fin. Silk col. Black
 Paralume, col. Chinette Grey cat. Lux
 FIRENZE chandelier - art. 1465
 Structure, fin. Silk col. Black
 Lampshade, col. Chinette Grey cat. Lux

FIRENZE



ART. 1460

ART. 1463

ART. 1465

SORGENTE LUMINOSA / LIGHT SOURCE - ART. 1460*

Lamp	Qt.	Watt	Volt	Hertz
Alogena Halogen E14 USA E12	4	max. 45W	230V	50Hz

FINITURE PARALUME / LAMPSHADE FINISHES

Lux, Nobili
 Lux, Nobili

SORGENTE LUMINOSA / LIGHT SOURCE - ART. 1463*

Lamp	Qt.	Watt	Volt	Hertz
Alogena Halogen E14 USA E12	10	max. 45W	230V	50Hz

FINITURE STRUTTURA E CORPO LAMPADA STRUCTURE AND BODY LAMP FINISHES

Laccate, Silk, Materiche, Artistiche
 Lacquered, Silk, Materic, Artistic

SORGENTE LUMINOSA / LIGHT SOURCE - ART. 1465*

Lamp	Qt.	Watt	Volt	Hertz
Alogena Halogen E14 USA E12	12	max. 45W	230V	50Hz

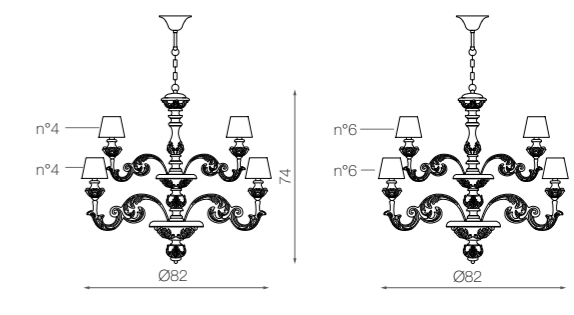
*Dispositivi compatibili con lampadine di classi energetiche da E a A++.
 Lampadine escluse.
 Compatible devices with light bulbs from E to A++ energy classes.
 Light bulbs excluded.



FIRENZE sospensione - art. 1465
 Struttura, fin. Artistiche col. Nuvola Bianca
 Paralume, col. Chinette White cat. Lux
 FIRENZE chandelier - art. 1465
 Structure, fin. Artistic col. Nuvola Bianca
 Lampshade, col. Chinette White cat. Lux



FIRENZE



ART. 1462

ART. 1464

SORGENTE LUMINOSA / LIGHT SOURCE - ART. 1462*

Lamp	Qt.	Watt	Volt	Hertz
Alogena Halogen	E14 USA E12	8	max. 45W	230V 50Hz

SORGENTE LUMINOSA / LIGHT SOURCE - ART. 1464*

Lamp	Qt.	Watt	Volt	Hertz
Alogena Halogen	E14 USA E12	12	max. 45W	230V 50Hz

*Dispositivi compatibili con lampadine di classi energetiche da E a A++.
Lampadine escluse.
Compatible devices with light bulbs from E to A++ energy classes.
Light bulbs excluded.

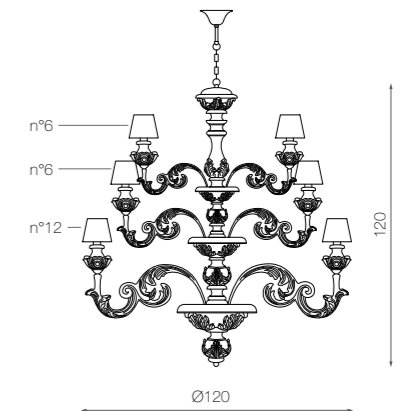
FINITURE PARALUME / LAMPSHADE FINISHES

Lux, Nobili
Lux, Nobili

FINITURE STRUTTURA E CORPO LAMPADA STRUCTURE AND BODY LAMP FINISHES

Laccate, Silk, Materiche, Artistiche
Lacquered, Silk, Matic, Artistic

FIRENZE sospensione - art. 1464
Struttura, fin. Artistiche col. Tortora e Bianco
Paralume, col. Chinette White cat. Lux
FIRENZE chandelier - art. 1464
Structure, fin. Artistic col. Tortora e Bianco
Lampshade, col. Chinette White cat. Lux



ART. 1466

SORGENTE LUMINOSA / LIGHT SOURCE - ART. 1466

Lamp	Qt.	Watt	Volt	Hertz
Alogena Halogen	E14 USA E12	24	max. 45W	230V 50Hz

Dispositivo compatibile con lampadine di classi energetiche da E a A++.
Lampadine escluse.
Compatible device with light bulbs from E to A++ energy classes.
Light bulbs excluded.

FINITURE PARALUME / LAMPSHADE FINISHES

Lux, Nobili
Lux, Nobili

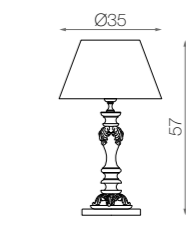
FINITURE STRUTTURA E CORPO LAMPADA
STRUCTURE AND BODY LAMP FINISHES

Laccate, Silk, Materiche, Artistiche
Lacquered, Silk, Matic, Artistic

FIRENZE sospensione - art. 1466
Struttura, fin. Artistiche col. Nuvola Bianca
Paralume, col. Chinette White cat. Lux
FIRENZE chandelier - art. 1466
Structure, fin. Artistic col. Nuvola Bianca
Lampshade, col. Chinette White cat. Lux



FIRENZE



ART. 1469

SORGENTE LUMINOSA / LIGHT SOURCE

Lamp	Qt.	Watt	Volt	Hertz	
Alogena Halogen	E27 USA E26	1	max. 70W	230V	50Hz

Dispositivo compatibile con lampadine di classi energetiche da E a A++.
Lampadina esclusa.
Compatible device with light bulbs from E to A++ energy classes.
Light bulb excluded.

FINITURE PARALUME / LAMPSHADE FINISHES

Lux, Nobili
Lux, Nobili

FINITURE CORPO LAMPADA / BODY LAMP FINISHES

Laccate, Silk, Materiche, Artistiche
Lacquered, Silk, Matic, Artistic

FINITURE STRUTTURA / STRUCTURE FINISHES

Galvanica di serie Standard Galvanic	- Ottone Lucido / Polished Brass - Nichel / Nickel
Galvanica a richiesta On request Galvanic	- Cromo / Chrome - Nichel Nero / Black Nickel - Rame Brunito / Burnished Copper - Oro Chiaro / Light Gold - Ottone Brunito / Burnished Brass - Ottone Satinato / Satin Brass

FIRENZE lampada da tavolo - art. 1469
Struttura, fin. Galvaniche - Ottone Lucido
Corpo lampada, fin. Laccate col. Latte
Paralume, col. Chinette Ivory cat. Lux
FIRENZE table lamp - art. 1469
Structure, fin. Galvanic - Polished Brass
Body lamp, fin. Lacquered col. Latte
Lampshade, col. Chinette Ivory cat. Lux



LAMPADE DA PARETE - WALL LAMPS



ACQUARIO
1000-1007
p.169 p.171



ANDROMEDA
2020-1020
p.143



ANDROMEDA
2021-1021
p.145



CHLOÈ
4246
p.23



CIGNO
2120-1120
p.155



DUBAI
4261
p.75



GALLERY
5248-5241
p.197



GREVE
1450-1452
p.287



HILTON
1170
p.41



JAMIE
1711
p.61



MANHATTAN
4248
p.31



QUADRO
4203-4289
p.201



TORNABUONI
1710
p.95



TRINITY
4236
p.217



WILLIAM
4262
p.99



YVES
5240-5242
p.207



LAMPADE DA TAVOLO - TABLE LAMPS



ABILENE
4272
p.45



**ABILENE
CANALETTO**
4274
p.47



ACQUARIO
1002-1004
p.165



ACQUARIO
1006-1009
p.167



ANDROMEDA
1022-1024
p.147



ANDROMEDA
1023-1025
p.149



BULMA
5249-5250
p.121



CHARLOTTE
4286
p.7



**CHARLOTTE
CANALETTO**
3286
p.11



CHLOÈ
4147-4247
p.17 p.19



CIGNO
1122-1123
p.157



CLAIRE
4268
p.51



**CLAIRE
CANALETTO**
3268
p.55



DUBAI
4260
p.71



EMPIRE
4224
p.65




FIRENZE
1469
p.299



GARNETTE
4264
p.131



GRACE
1601
p.183



HILTON
1171-1172
p.35



HILTON SQUARE
1173
p.37



INFINITY
1620
p.175



KEOPE
1201
p.127



LAUREN
4250
p.161



LEXIE
4266
p.107



LOUISE
1600
p.187



MANHATTAN
3249-4249
p.29



MAYA
4270
p.83



MV
1630
p.137



NIAGARA
4220
p.117



OPHELIA
1632
p.113



PERSEO
1241
p.79



PLANET
1250-1251
p.191



TORNABUONI
1717
p.91
























WILLIAM
4263
p.101



YVES
5245
p.211



LAMPADE DA TERRA - FLOOR LAMPS

						
ABILENE 4273 p.45	ABILENE CANALETTO 4275 p.47	ANDROMEDA 1026 p.151	ANDROMEDA 1027 p.151	CHARLOTTE 4287 p.9	CHARLOTTE CANALETTO 3287 p.11	CHLOÈ 4240 p.21
						
CLAIRE 4269 p.53	CLAIRE CANALETTO 3269 p.55	DUBAI 4243 p.73	EMPIRE 4225 p.67	GREVE 1451 p.289	HILTON 1174 p.39	LEXIE 4267 p.109
						
MAYA 4271 p.85	MV 1631 p.139	NIAGARA 4223 p.117	OLIMPIA 1670 p.179	TORNABUONI 1712 p.93	WILLIAM 4245 p.103	YVES 5251 p.209



SOSPENSIONI - CHANDELIERS



ARTEMIDE
1040
p.283



CAMERON
4231
p.271



DEDALUS
5247
p.249



FENICE
1150
p.275



FLAT
5246
p.241



FIRENZE
1460 - 1463 - 1465
p.293



FIRENZE
1462 - 1464
p.295



FIRENZE
1466
p.297



HERMES
5255
p.237



JOEL
5235
p.245



MADISON
4232
p.279



PENELOPE
5253 - 5254 - 5252
p.221



SEINE
4237
p.233



SENECA
1270
p.257



SWING
5230
p.253



TESEO
1298
p.261



TESEO
1299
p.261



THEA
4282 - 4288
p.225



TRINITY
5234 - 4234
p.215



TULIPANO
1304
p.265



TULIPANO
1303
p.265



TULIPANO
1302
p.265



TULIPANO
1300
p.267



VENERE
4285 - 4284 - 4283
p.229



YVES
5243
p.205







PARALUMI - LAMPSHADES

COTTON / CANVAS / CHINETTE / SHANTUNG / LINEN cat. Lux

				
SHANTUNG GREY	SHANTUNG BLACK	CHINETTE GREY	CANVAS GREY	COTTON LIGHT GREY
				
SHANTUNG PEARL	CHINETTE WHITE	SHANTUNG WHITE	CHINETTE IVORY	CANVAS BEIGE
				
LINEN NATURAL	CANVAS BROWN	CHINETTE TORTORA	CHINETTE BROWN	CHINETTE BLACK

CHINETTE / SILVER AND GOLD (RIVESTIMENTO INTERNO / INTERNAL COVERING) cat. Nobili

			
CHINETTE BLACK / SILVER	CHINETTE BLACK / GOLD	CHINETTE WHITE / SILVER	CHINETTE IVORY / GOLD

ROMEO cat. Nobili

		
ROMEO NERO	ROMEO MARRONE	ROMEO NOCCIOLA

Le immagini riproducono le finiture Tosconova, tuttavia per eventuali differenze di tonalità di stampa si consiglia di utilizzare il campionario fisico "Finiture legno e metallo Tosconova" e il campionario "Paralumi Tosconova".
 The images reproduce Tosconova finishes, however for possible differences of printing tone, it's recommended to use the "Sample Finishes wood and metal Tosconova" and the "Sample Shade Tosconova".



FINITURE - FINISHES

GALVANICHE - GALVANIC



NICHEL
NICKEL



NICHEL NERO
BLACK NICKEL



CROMO
CHROME



RAME BRUNITO
BURNISHED COPPER



OTTONE LUCIDO
POLISHED BRASS



ORO CHIARO
LIGHT GOLD



OTTONE SATINATO
SATIN BRASS



OTTONE BRUNITO
BURNISHED BRASS

Le immagini riproducono le finiture Tosconova, tuttavia per eventuali differenze di tonalità di stampa si consiglia di utilizzare il campionario fisico "Finiture legno e metallo Tosconova" e il campionario "Paralumi Tosconova".
The images reproduce Tosconova finishes, however for possible differences of printing tone, it's recommended to use the "Sample Finishes wood and metal Tosconova" and the "Sample Shade Tosconova".



FINITURE - FINISHES

NEWGALVANIC SATINSTEEL



OTTONE SS
BRASS SS



NICHEL SS
NICKEL SS



NICHEL NERO SS
BLACK NICKEL SS



RAME SS
COPPER SS

MATERICHE - MATERIC BRUNITI SATINATI - SATIN BURNISHED



OTTONE DARK SB
DARK BRASS SB



OTTONE SB
BRASS SB



ACCIAIO SB
STEEL SB



PIOMBO SB
LEAD SB



RAME SB
COPPER SB

**Disponibile anche in versione opaca
Available also in matt version*

BRUNITI DELABRÈ - DELABRÈ BURNISHED



OTTONE DARK DB*
DARK BRASS DB*



OTTONE DB*
BRASS DB*



ACCIAIO DB*
STEEL DB*



PIOMBO DB*
LEAD DB*



RAME DB*
COPPER DB*


NATIVE



TITANIO - TITANIUM




GHISA - CAST IRON



BRONZO* - BRONZE*



CALAMINA* - CALAMINE*



CORTEN




PERLA*
PERL*



SMERALDO*
EMERALD*



OTTONE LUCIDO
POLISHED BRASS



OTTONE ANTICO
ANTIQUE BRASS



LACCATURA CINESE
CHINESE LAQUERED

Le immagini riproducono le finiture Tosconova, tuttavia per eventuali differenze di tonalità di stampa si consiglia di utilizzare il campionario fisico "Finiture legno e metallo Tosconova" e il campionario "Paralumi Tosconova".
The images reproduce Tosconova finishes, however for possible differences of printing tone, it's recommended to use the "Sample Finishes wood and metal Tosconova" and the "Sample Shade Tosconova".



FINITURE - FINISHES






LUCIDE - GLOSSY

					
GESSO	LATTE	WALL	FANGO	BROWN VIOLET	PETROL
					
GHIACCIO	NUVOLA	LONDRA	DEEP BLUE	INK	BLACK

SILK

					
GESSO	LATTE	GREIGE	TORTORA	CACAO	GREEN BLACK
					
GHIACCIO	GRIGIO PERLA	GREY	BLU BLACK	LAVAGNA	BLACK

LACCATE - LACQUERED

					
GESSO	LATTE	WALL	ARGILLA	TERRA	DARK GREEN
					
GHIACCIO	NUVOLA	SMOG	DARK BLUE	ANTRACITE	BLACK

Le immagini riproducono le finiture Tosconova, tuttavia per eventuali differenze di tonalità di stampa si consiglia di utilizzare il campionario fisico "Finiture legno e metallo Tosconova" e il campionario "Paralumi Tosconova".
 The images reproduce Tosconova finishes, however for possible differences of printing tone, it's recommended to use the "Sample Finishes wood and metal Tosconova" and the "Sample Shade Tosconova".

FINITURE - FINISHES

LEGNO - WOOD



NOCE



NOCE SCURO




WENGÈ




ANICE



NUVOLA



NATURALE



ABETONE



TERRA



MONTANA




MOGANO

ROVERE - OAK



NUVOLA



PEPE



ANICE



MONTANA



WENGÈ

Le immagini riproducono le finiture Tosconova, tuttavia per eventuali differenze di tonalità di stampa si consiglia di utilizzare il campionario fisico "Finiture legno e metallo Tosconova" e il campionario "Paralumi Tosconova".
The images reproduce Tosconova finishes, however for possible differences of printing tone, it's recommended to use the "Sample Finishes wood and metal Tosconova" and the "Sample Shade Tosconova".



FINITURE - FINISHES

ARTISTICHE - ARTISTIC



TABACCO E ARGENTO



ARGENTO PATINATO



NUVOLA BIANCA




GRIGIO E ARGENTO



BIANCO E ARGENTO



BOLO



ORO FIRENZE



AVORIO E ORO



QUERCIA E ORO

Le immagini riproducono le finiture Tosconova, tuttavia per eventuali differenze di tonalità di stampa si consiglia di utilizzare il campionario fisico "Finiture legno e metallo Tosconova" e il campionario "Paralumi Tosconova".
The images reproduce Tosconova finishes, however for possible differences of printing tone, it's recommended to use the "Sample Finishes wood and metal Tosconova" and the "Sample Shade Tosconova".

TOSCONOVA

Tailor made in Italy since 1963

